

UTZENSTORF 2019



Berner Mannschaftsmeisterschaften

Gesamtrangliste

valiant







RANGLISTE - EP - BERN/GÄSTE - MEHRKAMPF

Rg.	Name	Jahrg.	Verein	Verband					Pen.	Total	
1	Ajana Guldemann	2012	Gym Center Emme	BE	4.0 13.100	5.5 14.650	5.5 15.100	5.5 14.600		20.5 57.450	G
2	Solène Ritz	2012	Gym Center Emme	BE	4.0 13.350	5.5 14.700	5.5 15.000	5.5 14.200		20.5 57.250	S
3	Jocelyn Bovet	2012	Turnzentrum Oberaargau	BE	4.0 13.700	5.5 14.850	5.5 14.850	4.5 13.150		19.5 56.550	B
4	Emma Schmidhalter	2012	Kutu Uetendorf	BE	4.0 13.500	5.5 14.500	5.5 14.800	4.5 13.300		19.5 56.100	
5	Olivia Notter	2012	NKL Liestal	BL	4.0 13.450	5.5 14.200	5.5 14.850	4.5 13.600		19.5 56.100	
6	Janina Holzer	2012	NKL Liestal	BL	4.0 13.250	5.0 14.150	5.5 15.100	4.5 13.050		19.0 55.550	
7	Anouk Solea Kyburz	2012	Kutu Uetendorf	BE	4.0 13.300	5.5 14.250	5.5 14.800	4.5 13.000		19.5 55.350	
8	Elin Eymann	2012	Gym Center Emme	BE	4.0 13.500	4.5 13.300	5.5 14.700	4.5 13.750		18.5 55.250	
9	Elea Appolloni	2012	Kutu Obersiggenthal	AG	4.0 13.300	5.5 13.950	5.5 14.400	4.5 13.050		19.5 54.700	
10	Eleonor Maget	2013	Zürich-Oerlikon	ZH	4.0 13.200	5.5 14.200	5.5 13.400	4.5 13.800		19.5 54.600	
11	Gianna Andreossi	2013	Zürich-Oerlikon	ZH	4.0 12.850	4.5 13.700	5.5 14.500	4.5 13.250		18.5 54.300	
12	Greta Widmann	2012	Turnzentrum Oberaargau	BE	4.0 13.500	4.0 12.750	5.5 14.650	4.5 12.850		18.0 53.750	
13	Paula Fluri	2012	Gym Center Emme	BE	4.0 11.850	5.5 14.000	5.5 14.450	4.5 13.200		19.5 53.500	
14	Ilaria Savo	2013	Zürich-Oerlikon	ZH	4.0 13.250	5.5 14.400	5.5 14.450	3.5 11.300		18.5 53.400	
15	Jennifer Hotz	2012	Gym Center Emme	BE	4.0 13.000	4.5 12.850	5.5 14.350	4.5 13.050		18.5 53.250	
16	Kim Hunziker	2013	Turnzentrum Oberaargau	BE	4.0 13.450	5.5 14.900	5.0 12.400	4.0 12.450		18.5 53.200	
17	Lucielle Yamamori	2012	Gym Center Emme	BE	4.0 13.300	5.5 14.400	5.5 13.700	3.5 11.650		18.5 53.050	
18	Aurora Dickenmann	2012	Zürich-Oerlikon	ZH	4.0 13.150	4.5 13.300	5.5 14.050	4.5 12.400		18.5 52.900	
19	Winona Kocher	2012	Gym Center Emme	BE	4.0 13.000	5.5 13.950	5.5 13.250	4.5 12.500		19.5 52.700	
20	Lilja Vasilescu	2012	Zürich-Oerlikon	ZH	4.0 12.600	4.5 13.000	5.5 14.300	4.5 12.750		18.5 52.650	
21	Alicia Goh	2012	Kutu Obersiggenthal	AG	4.0 13.000	5.0 13.400	5.0 14.100	4.0 12.100		18.0 52.600	
22	Milla Dennler	2011	Zürich-Oerlikon	ZH	4.0 12.650	4.5 13.150	5.5 15.050	3.5 11.500		17.5 52.350	
23	Lia Gambarella	2012	Gym Center Emme	BE	4.0 12.900	4.5 13.400	5.5 13.600	4.5 12.100		18.5 52.000	
24	Luisa Fluri	2012	Gym Center Emme	BE	4.0 12.950	4.5 12.850	5.5 13.500	4.0 12.500		18.0 51.800	
25	Linn Gerteis	2013	Kutu Uetendorf	BE	4.0 13.150	4.5 13.000	5.0 13.500	4.0 12.050		17.5 51.700	
26	Greta Nothstein	2013	NKL Liestal	BL	4.0 12.550	5.0 13.750	5.0 13.800	3.5 11.550		17.5 51.650	
27	Mari Rüfenacht	2012	NKL Liestal	BL	4.0 12.850	5.0 13.150	5.0 13.950	3.5 11.700		17.5 51.650	
28	Nayla Rutzer	2012	Zürich-Oerlikon	ZH	4.0 12.500	4.5 12.800	5.5 13.950	4.0 12.400		18.0 51.650	
29	Ilenia Metafune	2012	BTV Bern	BE	4.0 13.100	5.5 13.700	5.0 13.400	4.0 11.400		18.5 51.600	
30	Lucy Innerbichler	2012	NKL Liestal	BL	4.0 13.000	5.0 12.950	5.0 13.950	3.5 11.550		17.5 51.450	
31	Ela Edebali	2012	Zürich-Oerlikon	ZH	4.0 12.900	5.5 13.200	5.5 13.750	4.0 11.400		19.0 51.250	
32	Morgane Rais	2012	Bienne-Romande	BE	4.0 13.050	5.5 13.900	4.5 11.650	4.5 12.650		18.5 51.250	
33	Sehrish Mahammed	2012	Turnverein Opfikon-Glattbrugg	ZH	4.0 12.400	5.0 13.200	5.5 14.250	3.5 10.700		18.0 50.550	
34	Luce Gavillet	2012	GASF Romont	FR	4.0 13.050	4.5 12.900	5.0 13.000	4.0 11.400		17.5 50.350	
35	Adèle Bays	2012	GASF Romont	FR	4.0 12.450	5.0 12.250	5.0 13.600	4.0 11.850		18.0 50.150	
36	Nora Raffainer	2012	Turnverein Opfikon-Glattbrugg	ZH	4.0 12.700	5.5 13.450	5.0 13.400	3.5 10.550		18.0 50.100	
37	Naomi Scherz	2012	Gym Beo	BE	4.0 13.250	4.5 13.400	5.0 13.000	4.0 10.050		17.5 49.700	
38	Jill Winkenbach	2012	Gym Center Emme	BE	4.0 13.100	4.0 12.300	5.5 12.500	3.5 11.800		17.0 49.700	
39	Leyla Failletaz	2012	Kutu Uetendorf	BE	4.0 13.400	4.0 11.550	5.0 13.000	4.0 11.700		17.0 49.650	
40	Rani-Jolanne Granget	2012	GASF Romont	FR	4.0 12.800	5.5 13.350	5.0 13.100	3.0 9.900		17.5 49.150	
41	Kristina Eschenbacher	2011	Gym Beo	BE	4.0 12.150	5.5 14.150	5.0 11.550	3.5 11.150		18.0 49.000	
42	Lene Honigmann	2012	NKL Liestal	BL	4.0 12.850	4.0 11.750	3.5 12.100	4.0 12.250		15.5 48.950	
43	Emily MacDonald	2012	Gym Beo	BE	4.0 12.750	4.0 11.850	5.0 13.350	3.0 10.800		16.0 48.750	
44	Siana Murati	2012	NKL Liestal	BL	4.0 13.000	3.5 9.650	5.0 13.750	4.0 12.250		16.5 48.650	
45	Araya Kunz	2012	Bienne-Romande	BE	4.0 12.750	3.5 10.450	5.5 14.750	3.5 9.350		16.5 47.300	
46	Nael Zangger	2012	BTV Bern	BE	4.0 12.450	4.5 12.100	5.5 13.000	3.5 9.600		17.5 47.150	





RANGLISTE - EP - BERN/GÄSTE - MEHRKAMPF

Rg.	Name	Jahrg.	Verein	Verband					Pen.	Total
47	Lucie Marchand	2011	Bienne-Romande	BE	4.0 <u>12.550</u>	5.0 13.600	5.0 11.950	2.5 8.800		16.5 46.900
48	Amy Sonea Straeten	2012	Kutu Uetendorf	BE	4.0 <u>12.000</u>	3.5 10.100	5.0 13.450	3.5 10.850		16.0 46.400
49	Tjara Bekavac	2012	Kutu Uetendorf	BE	4.0 <u>13.150</u>	3.5 9.450	4.5 12.950	3.5 10.500		15.5 46.050
50	Alissia Reber	2013	BTV Bern	BE	4.0 12.250	3.0 <u>10.000</u>	5.0 13.000	3.5 10.800		15.5 46.050
51	Arianna Piraccini	2012	Kutu Obersiggenthal	AG	4.0 <u>12.300</u>	4.5 12.250	5.0 11.700	3.5 9.750		17.0 46.000
52	Anila Telaku	2012	GASF Romont	FR	4.0 13.150	2.0 <u>7.950</u>	4.5 11.550	4.5 12.700		15.0 45.350
53	Jael Thüring	2011	Gym Beo	BE	4.0 12.450	3.0 <u>10.850</u>	4.5 10.300	4.0 11.000		15.5 44.600
54	Vanessa Assante	2013	BTV Bern	BE	4.0 12.550	4.0 <u>10.750</u>	4.5 11.050	3.0 9.500		15.5 43.850
55	Emma Seljeson	2012	BTV Bern	BE	4.0 12.250	3.5 <u>10.450</u>	4.0 11.300	3.5 9.800		15.0 43.800
56	Giada Ambrosio	2012	Zürich-Oerlikon	ZH	4.0 6.100	4.5 13.200	4.0 <u>12.150</u>	4.0 11.550		16.5 43.000
57	Emily Schenk	2012	Gym Beo	BE	4.0 12.900	2.5 7.700	5.0 <u>11.400</u>	3.0 9.650		14.5 41.650
58	Emma Nocka	2012	Gym Beo	BE	4.0 12.450	3.0 9.300	5.0 <u>11.000</u>	3.0 8.850		15.0 41.600
59	Lenja Seitz	2013	Turnverein Opfikon-Glattbrugg	ZH	4.0 12.800	3.0 <u>6.750</u>	4.5 11.150	2.5 8.500		14.0 39.200
60	Buna Korca	2013	Turnverein Opfikon-Glattbrugg	ZH	4.0 12.200	2.0 <u>3.850</u>	5.0 12.700	3.5 10.200		14.5 38.950
61	Sophie Plüss	2012	Kutu Obersiggenthal	AG	4.0 <u>12.250</u>	2.5 6.400	4.5 10.500	3.0 9.100		14.0 38.250
62	Zehra Aydogan	2012	Kutu Obersiggenthal	AG	4.0 <u>12.700</u>	2.0 4.800	5.0 12.100	3.5 8.200		14.5 37.800
63	Thea Heim	2012	Gym Beo	BE	4.0 12.100	2.0 5.900	4.0 <u>10.700</u>	2.5 8.700		12.5 37.400

RANGLISTE EP - BERN - MANNSCHAFT

Rg.	Name	Jahrg.	Verein	Verband					Pen.	Total	
1	Gym Center Emme 1				26.850	29.350	30.100	28.800		115.100	G
	Ajana Guldemann	2012	Gym Center Emme	BE	4.0 13.100	5.5 14.650	5.5 15.100	5.5 14.600	20.5	57.450	
	Solène Ritz	2012	Gym Center Emme	BE	4.0 13.350	5.5 14.700	5.5 15.000	5.5 14.200	20.5	57.250	
	Elin Eymann	2012	Gym Center Emme	BE	4.0 13.500	4.5 13.300	5.5 14.700	4.5 13.750	18.5	55.250	
2	Turnzentrum Oberaargau				27.200	29.750	29.500	26.000		112.450	S
	Jocelyn Bovet	2012	Turnzentrum Oberaargau	BE	4.0 13.700	5.5 14.850	5.5 14.850	4.5 13.150	19.5	56.550	
	Greta Widmann	2012	Turnzentrum Oberaargau	BE	4.0 13.500	4.0 12.750	5.5 14.650	4.5 12.850	18.0	53.750	
	Kim Hunziker	2013	Turnzentrum Oberaargau	BE	4.0 13.450	5.5 14.900	5.0 12.400	4.0 12.450	18.5	53.200	
3	Kutu Uetendorf 1				26.900	28.750	29.600	26.300		111.550	B
	Emma Schmidhalter	2012	Kutu Uetendorf	BE	4.0 13.500	5.5 14.500	5.5 14.800	4.5 13.300	19.5	56.100	
	Anouk Solea Kyburz	2012	Kutu Uetendorf	BE	4.0 13.300	5.5 14.250	5.5 14.800	4.5 13.000	19.5	55.350	
	Leyla Failletaz	2012	Kutu Uetendorf	BE	4.0 13.400	4.0 11.550	5.0 13.000	4.0 11.700	17.0	49.650	
4	Gym Center Emme 2				26.000	27.950	28.800	26.250		109.000	*
	Paula Fluri	2012	Gym Center Emme	BE	4.0 11.850	5.5 14.000	5.5 14.450	4.5 13.200	19.5	53.500	
	Jennifer Hotz	2012	Gym Center Emme	BE	4.0 13.000	4.5 12.850	5.5 14.350	4.5 13.050	18.5	53.250	
	Winona Kocher	2012	Gym Center Emme	BE	4.0 13.000	5.5 13.950	5.5 13.250	4.5 12.500	19.5	52.700	
5	Gym Center Emme 3				26.250	27.250	27.200	24.150		104.850	*
	Lucielle Yamamori	2012	Gym Center Emme	BE	4.0 13.300	5.5 14.400	5.5 13.700	3.5 11.650	18.5	53.050	
	Luisa Fluri	2012	Gym Center Emme	BE	4.0 12.950	4.5 12.850	5.5 13.500	4.0 12.500	18.0	51.800	
6	Bienne-Romande				25.800	27.500	26.700	22.000		102.000	*
	Morgane Rais	2012	Bienne-Romande	BE	4.0 13.050	5.5 13.900	4.5 11.650	4.5 12.650	18.5	51.250	
	Araya Kunz	2012	Bienne-Romande	BE	4.0 12.750	3.5 10.450	5.5 14.750	3.5 9.350	16.5	47.300	
	Lucie Marchand	2011	Bienne-Romande	BE	4.0 12.550	5.0 13.600	5.0 11.950	2.5 8.800	16.5	46.900	
7	Gym Center Emme 4				26.000	25.700	26.100	23.900		101.700	
	Lia Gambarella	2012	Gym Center Emme	BE	4.0 12.900	4.5 13.400	5.5 13.600	4.5 12.100	18.5	52.000	
	Jill Winkenbach	2012	Gym Center Emme	BE	4.0 13.100	4.0 12.300	5.5 12.500	3.5 11.800	17.0	49.700	
8	Gym Beo 1				25.700	27.550	24.550	22.150		99.950	
	Naomi Scherz	2012	Gym Beo	BE	4.0 13.250	4.5 13.400	5.0 13.000	4.0 10.050	17.5	49.700	
	Kristina Eschenbacher	2011	Gym Beo	BE	4.0 12.150	5.5 14.150	5.0 11.550	3.5 11.150	18.0	49.000	
	Jael Thüring	2011	Gym Beo	BE	4.0 12.450	3.0 10.850	4.5 10.300	4.0 11.000	15.5	44.600	
9	BTV Bern 1				25.550	25.800	26.400	22.200		99.950	
	Ilenia Metafune	2012	BTV Bern	BE	4.0 13.100	5.5 13.700	5.0 13.400	4.0 11.400	18.5	51.600	
	Nael Zangger	2012	BTV Bern	BE	4.0 12.450	4.5 12.100	5.5 13.000	3.5 9.600	17.5	47.150	
	Alissia Reber	2013	BTV Bern	BE	4.0 12.250	3.0 10.000	5.0 13.000	3.5 10.800	15.5	46.050	





RANGLISTE EP - BERN - MANNSCHAFT

Rg.	Name	Jahrg.	Verein	Verband					Pen.	Total
10	Kutu Uetendorf 2				26.300	23.100	26.950	22.900		99.250
	Linn Gerteis	2013	Kutu Uetendorf	BE	4.0 13.150	4.5 13.000	5.0 13.500	4.0 12.050	17.5	51.700
	Amy Sonea Straeten	2012	Kutu Uetendorf	BE	4.0 12.000	3.5 10.100	5.0 13.450	3.5 10.850	16.0	46.400
	Tjara Bekavac	2012	Kutu Uetendorf	BE	4.0 13.150	3.5 9.450	4.5 12.950	3.5 10.500	15.5	46.050
11	BTV Bern 2				24.800	21.200	22.350	19.300		87.650
	Vanessa Assante	2013	BTV Bern	BE	4.0 12.550	4.0 10.750	4.5 11.050	3.0 9.500	15.5	43.850
	Emma Seljeson	2012	BTV Bern	BE	4.0 12.250	3.5 10.450	4.0 11.300	3.5 9.800	15.0	43.800
12	Gym Beo 2				24.850	17.750	24.050	19.500		86.150
	Emily MacDonald	2012	Gym Beo	BE	4.0 12.750	4.0 11.850	5.0 13.350	3.0 10.800	16.0	48.750
	Thea Heim	2012	Gym Beo	BE	4.0 12.100	2.0 5.900	4.0 10.700	2.5 8.700	12.5	37.400
13	Gym Beo 3				25.350	17.000	22.400	18.500		83.250
	Emily Schenk	2012	Gym Beo	BE	4.0 12.900	2.5 7.700	5.0 11.400	3.0 9.650	14.5	41.650
	Emma Nocka	2012	Gym Beo	BE	4.0 12.450	3.0 9.300	5.0 11.000	3.0 8.850	15.0	41.600

RANGLISTE EP - GÄSTE - MANNSCHAFT

Rg.	Name	Jahrg.	Verein	Verband					Pen.	Total	
1	NKL Liestal 1				26.700	28.350	29.950	26.650		111.650	G
	Olivia Notter	2012	NKL Liestal	BL	4.0 13.450	5.5 14.200	5.5 14.850	4.5 13.600		19.5 56.100	
	Janina Holzer	2012	NKL Liestal	BL	4.0 13.250	5.0 14.150	5.5 15.100	4.5 13.050		19.0 55.550	
	Lene Honigmann	2012	NKL Liestal	BL	4.0 12.850	4.0 11.750	3.5 12.100	4.0 12.250		15.5 48.950	
2	Zürich-Oerlikon 1				26.450	28.600	28.950	27.050		111.050	S
	Eleonor Maget	2013	Zürich-Oerlikon	ZH	4.0 13.200	5.5 14.200	5.5 13.400	4.5 13.800		19.5 54.600	
	Gianna Andreossi	2013	Zürich-Oerlikon	ZH	4.0 12.850	4.5 13.700	5.5 14.500	4.5 13.250		18.5 54.300	
	Ilaria Savo	2013	Zürich-Oerlikon	ZH	4.0 13.250	5.5 14.400	5.5 14.450	3.5 11.300		18.5 53.400	
3	Kutu Obersiggenthal 1				26.300	27.350	28.500	25.150		107.300	B
	Elea Appolloni	2012	Kutu Obersiggenthal	AG	4.0 13.300	5.5 13.950	5.5 14.400	4.5 13.050		19.5 54.700	
	Alicia Goh	2012	Kutu Obersiggenthal	AG	4.0 13.000	5.0 13.400	5.0 14.100	4.0 12.100		18.0 52.600	
	Arianna Piraccini	2012	Kutu Obersiggenthal	AG	4.0 12.300	4.5 12.250	5.0 11.700	3.5 9.750		17.0 46.000	
4	Zürich-Oerlikon 2				25.800	26.450	29.350	25.150		106.750	*
	Aurora Dickenmann	2012	Zürich-Oerlikon	ZH	4.0 13.150	4.5 13.300	5.5 14.050	4.5 12.400		18.5 52.900	
	Lilja Vasilescu	2012	Zürich-Oerlikon	ZH	4.0 12.600	4.5 13.000	5.5 14.300	4.5 12.750		18.5 52.650	
	Milla Dennler	2011	Zürich-Oerlikon	ZH	4.0 12.650	4.5 13.150	5.5 15.050	3.5 11.500		17.5 52.350	
5	NKL Liestal 2				25.850	26.900	27.750	23.950		104.450	
	Mari Rüfenacht	2012	NKL Liestal	BL	4.0 12.850	5.0 13.150	5.0 13.950	3.5 11.700		17.5 51.650	
	Greta Nothstein	2013	NKL Liestal	BL	4.0 12.550	5.0 13.750	5.0 13.800	3.5 11.550		17.5 51.650	
	Siana Murati	2012	NKL Liestal	BL	4.0 13.000	3.5 9.650	5.0 13.750	4.0 12.250		16.5 48.650	
6	Zürich-Oerlikon 3				25.400	26.400	27.700	23.950		103.450	
	Nayla Rutzer	2012	Zürich-Oerlikon	ZH	4.0 12.500	4.5 12.800	5.5 13.950	4.0 12.400		18.0 51.650	
	Ela Edebali	2012	Zürich-Oerlikon	ZH	4.0 12.900	5.5 13.200	5.5 13.750	4.0 11.400		19.0 51.250	
	Giada Ambrosio	2012	Zürich-Oerlikon	ZH	4.0 6.100	4.5 13.200	4.0 12.150	4.0 11.550		16.5 43.000	
7	GASF Romont				26.200	25.150	26.600	24.550		102.500	
	Luce Gavillet	2012	GASF Romont	FR	4.0 13.050	4.5 12.900	5.0 13.000	4.0 11.400		17.5 50.350	
	Adèle Bays	2012	GASF Romont	FR	4.0 12.450	5.0 12.250	5.0 13.600	4.0 11.850		18.0 50.150	
	Anila Telaku	2012	GASF Romont	FR	4.0 13.150	2.0 7.950	4.5 11.550	4.5 12.700		15.0 45.350	
8	Turnverein Opfikon-Glattbrugg				25.500	26.650	27.650	21.250		101.050	
	Sehrish Mohammed	2012	Turnverein Opfikon-Glattbrugg	ZH	4.0 12.400	5.0 13.200	5.5 14.250	3.5 10.700		18.0 50.550	
	Nora Raffainer	2012	Turnverein Opfikon-Glattbrugg	ZH	4.0 12.700	5.5 13.450	5.0 13.400	3.5 10.550		18.0 50.100	
	Lenja Seitz	2013	Turnverein Opfikon-Glattbrugg	ZH	4.0 12.800	3.0 6.750	4.5 11.150	2.5 8.500		14.0 39.200	
9	Kutu Obersiggenthal 2				24.950	11.200	22.600	17.300		76.050	
	Sophie Plüss	2012	Kutu Obersiggenthal	AG	4.0 12.250	2.5 6.400	4.5 10.500	3.0 9.100		14.0 38.250	
	Zehra Aydogan	2012	Kutu Obersiggenthal	AG	4.0 12.700	2.0 4.800	5.0 12.100	3.5 8.200		14.5 37.800	

RANGLISTE - P1 BERN/GÄSTE - MEHRKAMPF

Rg.	Name	Jahrg.	Verein	Verband					Pen.	Total		
1	Valeska Brochier	2010	TZ Fürstenland Frauen	SG	4.0 <u>13.350</u>	5.5 14.000	5.5 14.800	5.5 14.800		20.5	56.950	G
2	Emily Munishi	2010	TZ Fürstenland Frauen	SG	4.0 <u>13.100</u>	5.5 13.650	5.5 14.550	4.5 13.450		19.5	54.750	S
3	Elisa Keller	2011	BTV Bern / RLZ Bern	BE	4.0 <u>13.000</u>	5.5 13.600	5.5 13.500	5.5 14.450		20.5	54.550	B
4	Alia Gut	2010	Kutu Uetendorf / RLZ Bern	BE	4.0 <u>12.850</u>	5.5 12.550	5.5 14.200	5.5 14.200		20.5	53.800	
5	Kirsten Thieler	2010	Kutu Weiningen	ZH	4.0 <u>12.950</u>	4.5 11.700	5.5 14.350	5.5 14.650		19.5	53.650	
6	Fatoumata Diallo	2010	Kutu Obersiggenthal	AG	4.0 13.150	4.5 <u>11.650</u>	5.5 14.300	5.5 14.150		19.5	53.250	
7	Lyris Azhan	2010	Kutu Obersiggenthal	AG	4.0 12.800	5.5 <u>12.600</u>	4.5 13.100	5.5 14.650		19.5	53.150	
8	Sidonia Thomet	2010	BTV Bern / RLZ Bern	BE	4.0 <u>12.950</u>	4.0 11.600	5.5 14.350	4.5 13.500		18.0	52.400	
9	Leonie Hollauf	2011	TZ Fürstenland Frauen	SG	4.0 <u>13.150</u>	4.5 10.200	5.5 14.050	5.5 14.600		19.5	52.000	
10	Chloé Magnuson	2010	GAF Chablais	VD	4.0 <u>13.150</u>	5.5 13.100	4.0 11.100	5.5 14.600		19.0	51.950	
11	Zoe Binz	2010	BTV Bern / RLZ Bern	BE	4.0 <u>12.700</u>	4.5 10.800	5.5 14.250	5.5 14.000		19.5	51.750	
12	Fabia Hermann	2010	Turnfabrik	TG	4.0 13.150	4.5 11.450	5.5 12.300	5.5 <u>14.700</u>		19.5	51.600	
13	Enora Deiss	2010	Kutu Obersiggenthal	AG	4.0 13.100	4.5 <u>10.300</u>	4.5 12.600	5.5 14.350		18.5	50.350	
14	Amélia Wierzgon	2011	AGG-FSG Aire le Lignon	GE	4.0 <u>12.700</u>	5.5 11.900	5.5 13.850	4.5 11.800		19.5	50.250	
15	Selma Hanselmann	2010	Turnfabrik	TG	4.0 12.400	5.5 <u>13.100</u>	4.5 12.700	4.0 11.950		18.0	50.150	
16	Vanessa Egli	2010	Turnfabrik	TG	4.0 12.950	4.0 11.000	5.5 13.000	5.5 <u>13.150</u>		19.0	50.100	
17	Ladina Zimmermann	2010	Turnfabrik	TG	4.0 12.500	4.5 11.300	4.5 11.800	5.5 <u>14.150</u>		18.5	49.750	
18	Natalie Blaser	2010	Turnfabrik	TG	4.0 12.500	4.0 11.800	4.5 12.450	4.5 <u>12.250</u>		17.0	49.000	
19	Anouk Rappo	2010	Frauensport Wünnewil	FR	4.0 12.550	4.0 11.300	4.5 <u>12.050</u>	4.5 13.050		17.0	48.950	
20	Mia Thon	2011	Kutu Bülach	ZH	4.0 13.000	4.0 10.550	4.5 <u>11.550</u>	5.0 13.800		17.5	48.900	
21	Lara Aysev	2010	Chêne Gymnastique Genève	GE	4.0 <u>13.000</u>	5.5 11.950	4.5 11.700	4.5 12.250		18.5	48.900	
22	Alina Schwander	2010	BTV Bern	BE	4.0 12.850	5.0 9.450	4.5 12.600	5.5 <u>13.950</u>		19.0	48.850	
23	Eleonora Hasanmetaj	2010	Kutu Bülach	ZH	4.0 12.700	4.5 10.700	4.0 <u>10.850</u>	5.0 13.400		17.5	47.650	
24	Timea Spielmann	2011	Turnfabrik	TG	4.0 12.450	3.5 9.350	4.5 12.300	5.5 <u>13.350</u>		17.5	47.450	
25	Valerie Anliker	2010	Gym Beo	BE	4.0 12.550	4.0 9.300	4.5 12.800	4.5 <u>12.650</u>		17.0	47.300	
26	Nayla Urich	2010	Kunstturnerinnen Stein-Fricktal	AG	4.0 <u>13.000</u>	3.5 9.950	4.5 11.650	4.5 12.650		16.5	47.250	
27	Nora Gavillet	2010	GASF Romont	FR	4.0 12.350	4.0 11.000	4.5 <u>12.500</u>	4.0 11.200		16.5	47.050	
28	Madison Jacquier	2010	GASF Romont / KTZ Fribourg	FR	4.0 12.500	4.0 10.500	4.5 <u>13.100</u>	4.0 10.700		16.5	46.800	
29	Viktoria Kaczmarek	2011	Turnzentrum Oberaargau	BE	4.0 <u>12.850</u>	3.5 9.900	4.5 12.200	4.5 11.750		16.5	46.700	
30	Vanessa Tomic	2010	Frauensport Wünnewil	FR	4.0 12.750	4.5 10.600	4.0 <u>10.900</u>	4.0 12.400		16.5	46.650	
31	Jael Lehmann	2010	Gym Center Emme	BE	4.0 12.900	4.0 10.400	4.5 <u>12.950</u>	3.5 10.350		16.0	46.600	
32	Ina Dzienziol	2011	Kutu Hinwil	ZH	4.0 11.850	3.5 7.750	5.5 <u>13.450</u>	5.0 13.050		18.0	46.100	
33	Elli Fokas	2009	Gym Beo	BE	4.0 11.600	3.5 9.750	4.5 12.200	4.5 <u>12.400</u>		16.5	45.950	
34	Sara Giger	2010	TZ Fürstenland Frauen	SG	4.0 <u>12.850</u>	4.0 9.450	4.5 11.750	4.0 11.800		16.5	45.850	
35	Elin Mall	2010	Kutu Horgen	ZH	4.0 <u>12.100</u>	4.0 10.300	4.5 12.100	4.5 11.300		17.0	45.800	
36	Teodora Nesic	2011	Kunstturnerinnen Stein-Fricktal	AG	4.0 <u>12.350</u>	3.5 8.200	4.5 12.600	4.5 12.500		16.5	45.650	
37	Nira Bessire	2010	Gym Center Emme	BE	4.0 12.700	4.0 10.450	4.5 <u>10.850</u>	4.0 11.500		16.5	45.500	
38	Mia Lari	2009	AGG FSG Chêne	GE	4.0 <u>12.450</u>	4.0 10.050	4.5 11.900	4.0 11.000		16.5	45.400	
39	Simona Frei	2011	Kutu Obersiggenthal	AG	4.0 12.700	3.5 <u>7.800</u>	4.5 12.350	4.0 12.500		16.0	45.350	
40	Aline Ziswiler	2011	Turnfabrik	TG	4.0 12.700	3.5 9.250	4.0 10.400	5.5 <u>12.950</u>		17.0	45.300	
41	Viktoria Meier	2011	Kutu Bülach	ZH	4.0 12.500	3.5 8.150	4.5 <u>10.500</u>	5.5 14.100		17.5	45.250	
42	Lia Gasser	2011	Gym Center Emme	BE	4.0 12.600	3.5 8.550	4.5 <u>12.150</u>	4.5 11.950		16.5	45.250	
43	Claire Horner	2010	BTV Bern	BE	4.0 13.050	4.0 9.100	4.0 10.700	4.5 <u>12.350</u>		16.5	45.200	
44	Jana Kohler	2011	Gym Center Emme	BE	4.0 12.700	3.5 9.400	4.5 <u>11.050</u>	4.0 12.050		16.0	45.200	
45	Zoe Eichenberger	2011	Gym Beo	BE	4.0 11.900	3.5 9.200	4.5 12.100	4.0 <u>11.950</u>		16.0	45.150	
46	Sina Freiwald	2011	TZ Fürstenland Frauen	SG	4.0 <u>12.400</u>	3.5 9.300	4.5 12.150	4.0 11.300		16.0	45.150	





RANGLISTE - P1 BERN/GÄSTE - MEHRKAMPF

Rg.	Name	Jahrg.	Verein	Verband					Pen.	Total
47	Alia Kröpfl	2010	Kutu Uetendorf	BE	4.0 12.200	3.0 8.700	4.5 12.050	4.0 11.950		15.5 44.900
48	Flor Buess	2011	Kutu Horgen	ZH	4.0 12.150	3.5 9.000	4.5 11.900	5.0 11.850		17.0 44.900
49	Gabriela Guillen	2011	AGG-FSG Aire le Lignon	GE	4.0 12.100	4.0 9.950	4.5 9.850	5.5 13.000		18.0 44.900
50	Lotta Häcker	2010	Kutu Horgen	ZH	4.0 12.250	4.0 10.150	4.0 10.800	4.5 11.400		16.5 44.600
51	Galina Salzmann	2010	Gym Center Emme	BE	4.0 12.350	4.0 9.650	4.0 10.950	3.5 11.500		15.5 44.450
52	Kiara Quinonez	2010	GASF Romont / KTZ Fribourg	FR	4.0 11.300	3.5 9.300	4.5 12.800	4.0 10.800		16.0 44.200
53	Elea Vonlanthen	2010	Frauensport Wünnewil	FR	4.0 12.000	4.0 10.500	4.5 10.800	4.0 10.800		16.5 44.100
54	Nicola Geser	2010	Kutu Horgen	ZH	4.0 12.500	3.5 9.450	4.5 10.450	4.0 11.600		16.0 44.000
55	Lea Baumann	2011	Kutu Hinwil	ZH	4.0 11.950	4.0 10.300	4.0 10.950	4.0 10.650		16.0 43.850
56	Penelope Sindoni	2011	Turnfabrik	TG	4.0 11.650	4.0 9.600	4.5 12.000	4.0 10.500		16.5 43.750
57	Esra Welter	2010	Kutu Uetendorf	BE	4.0 11.950	3.5 8.900	4.5 12.150	4.0 10.450		16.0 43.450
58	Lili Abderhalden	2011	Kutu Hinwil	ZH	4.0 11.400	3.5 8.800	4.5 11.200	4.5 11.650		16.5 43.050
59	Zoë-Louise Desvoignes	2010	Kutu Uetendorf	BE	4.0 11.650	3.5 8.600	4.5 11.200	4.0 11.550		16.0 43.000
60	Lucia Piraccini	2010	Kutu Obersiggenthal	AG	4.0 12.550	3.5 8.000	4.5 10.450	4.5 11.850		16.5 42.850
61	Greta Mac Millan	2011	GAF Chablais	VD	4.0 12.000	3.5 7.750	4.5 11.350	4.5 11.700		16.5 42.800
62	Elfie Telaku	2010	GASF Romont	FR	4.0 12.200	3.5 8.200	4.5 12.450	4.0 9.900		16.0 42.750
63	Öykü Yilmaz	2011	Kutu Obersiggenthal	AG	4.0 12.700	3.5 8.400	4.5 11.500	3.5 10.150		15.5 42.750
64	Theodora Lazaridis	2011	Gym Beo	BE	4.0 12.200	3.5 7.750	4.5 10.350	4.0 12.250		16.0 42.550
65	Vey Schiess	2012	Kunstturnerinnen Stein-Fricktal	AG	4.0 12.250	3.5 9.050	4.0 8.800	4.5 12.400		16.0 42.500
66	Emilie Dennler	2009	Bienne-Romande	BE	4.0 12.700	3.5 8.800	4.0 10.400	4.0 10.500		15.5 42.400
67	Neela Chassot	2010	Bienne-Romande	BE	4.0 12.300	3.5 8.300	4.0 10.600	4.0 11.100		15.5 42.300
68	Luana Künzler	2011	Kutu Uetendorf	BE	4.0 12.400	3.5 7.100	4.5 12.100	4.0 10.600		16.0 42.200
69	Layla Aue	2011	Gym Beo	BE	4.0 11.850	4.0 7.400	4.0 10.200	4.5 12.450		16.5 41.900
70	Amely Eggenschwiler	2010	Kutu Horgen	ZH	4.0 12.150	3.5 6.650	5.5 12.950	4.0 10.050		17.0 41.800
71	Diane Deschenaux	2011	GAF Chablais	VD	4.0 12.450	4.0 10.100	3.5 8.300	4.0 10.900		15.5 41.750
72	Yamina Petruzzi	2011	Gym Beo	BE	4.0 11.400	3.5 8.550	4.0 9.200	4.0 12.400		15.5 41.550
73	Alma Locher	2011	Turnfabrik	TG	4.0 12.750	3.5 8.100	4.0 9.800	3.5 10.850		15.0 41.500
74	Philine Rüegg	2011	Kutu Hinwil	ZH	4.0 12.200	3.0 7.550	4.5 11.200	3.5 10.300		15.0 41.250
75	Sophia Altundag	2011	Kutu Uetendorf	BE	4.0 10.850	3.5 8.850	4.5 10.800	3.5 10.700		15.5 41.200
76	Servane Litzler	2009	Bienne-Romande	BE	4.0 11.850	3.5 8.800	4.0 10.450	3.5 10.050		15.0 41.150
77	Luise Gentsch	2012	Turnfabrik	TG	4.0 11.600	3.5 7.800	4.5 10.950	4.0 10.700		16.0 41.050
78	Anja Thalman	2011	Kutu Hinwil	ZH	4.0 11.750	3.5 8.300	4.5 10.950	3.5 10.000		15.5 41.000
79	Julia Bleiker	2011	Turnfabrik	TG	4.0 12.400	3.5 8.100	4.5 11.350	3.0 9.050		15.0 40.900
80	Soraya Schädler	2011	Kutu Hinwil	ZH	4.0 12.150	3.5 7.000	3.5 9.850	4.5 11.850		15.5 40.850
81	Maëlle Boillat	2009	Bienne-Romande	BE	4.0 11.500	3.5 8.650	4.5 11.000	3.5 9.650		15.5 40.800
82	Amanda Senija	2009	Kutu Horgen	ZH	4.0 11.800	3.5 8.350	5.0 10.900	4.0 9.650		16.5 40.700
83	Sophie Gerber	2010	Kutu Uetendorf	BE	4.0 11.350	3.5 8.050	4.5 10.850	4.0 10.350		16.0 40.600
84	Sarina Greuter	2011	Turnfabrik	TG	4.0 12.550	3.5 7.550	3.5 9.700	3.5 10.400		14.5 40.200
85	Marina Capuano	2011	BTV Bern	BE	4.0 11.050	3.5 7.400	4.5 10.950	4.0 10.100		16.0 39.500
86	Lena Zurbrugg	2011	Turnfabrik	TG	4.0 12.750	3.5 8.000	3.0 7.400	4.0 11.250		14.5 39.400
87	Nola Bohnenblust	2011	Kutu Uetendorf	BE	4.0 11.600	3.5 8.100	4.0 9.000	4.0 10.700		15.5 39.400
88	Valentina Mendoza	2011	Kutu Uetendorf	BE	4.0 10.550	3.5 8.600	3.5 7.450	5.5 12.650		16.5 39.250
89	Suna Biret	2010	Gym Center Emme	BE	4.0 11.000	3.5 8.300	4.0 8.700	4.0 11.200		15.5 39.200
90	Lia Vonlanthen	2010	Frauensport Wünnewil	FR	4.0 12.050	3.5 8.300	4.0 9.750	3.5 9.000		15.0 39.100
91	Freya Aebi	2010	Chêne Gymnastique Genève	GE	4.0 12.100	3.5 7.750	3.0 8.000	3.5 10.650		14.0 38.500
92	Donia Lisboa Caetano	2011	GASF Romont	FR	4.0 11.150	3.5 8.000	4.0 9.500	3.5 9.450		15.0 38.100

RANGLISTE - P1 BERN/GÄSTE - MEHRKAMPF

Rg.	Name	Jahrg.	Verein	Verband					Pen.	Total
93	Maureen Distel	2011	Turnfabrik	TG	4.0 <u>11.100</u>	3.5 <u>8.250</u>	3.5 8.800	3.5 9.500		14.5 37.650
94	Cindy Godel	2011	GASF Romont	FR	4.0 12.200	3.5 7.600	4.0 <u>9.550</u>	3.0 8.250		14.5 37.600
95	Léanna Larigaldie	2011	GASF Romont	FR	4.0 11.850	3.5 7.300	4.0 <u>9.600</u>	3.0 8.200		14.5 36.950
96	Elenia Gerber	2010	Bienne-Romande	BE	4.0 <u>11.300</u>	3.5 8.100	4.0 9.100	3.0 8.350		14.5 36.850
97	Franca Catucci	2011	Kutu Uetendorf	BE	4.0 10.950	3.5 7.250	4.0 <u>8.550</u>	3.5 9.650		15.0 36.400
98	Tyana Wicht	2011	GASF Romont	FR	4.0 10.600	3.5 7.500	4.0 9.000	3.0 <u>9.150</u>		14.5 36.250
99	Romane Duvanel	2012	BTV Bern	BE	4.0 <u>10.600</u>	3.5 7.100	4.0 10.250	3.5 8.250		15.0 36.200
100	Katharina Brönnimann	2011	Kutu Uetendorf	BE	4.0 10.500	3.5 <u>7.400</u>	4.0 8.250	3.0 9.350		14.5 35.500
101	Cynthia Viana Reis	2011	AGG-FSG Aire le Lignon	GE	0.0 <u>0.000</u>	5.5 10.700	4.5 11.500	5.0 12.600		15.0 34.800
102	Lena Nyfenegger	2011	Kutu Uetendorf	BE	4.0 10.600	3.5 7.200	3.5 <u>8.850</u>	2.5 7.750		13.5 34.400
103	Elisa Domet	2011	GASF Romont	FR	4.0 10.600	3.5 8.200	3.0 8.200	1.5 <u>6.500</u>		12.0 33.500
104	Carla Binder	2011	Kutu Uetendorf	BE	0.0 0.000	3.5 <u>8.050</u>	3.0 6.600	3.5 8.400		10.0 23.050

RANGLISTE P1 - BERN - MANNSCHAFT

Rg.	Name	Jahrg.	Verein	Verband					Pen.	Total	
1	BTV Bern 1				25.950	25.200	28.600	28.450		108.200	G
	Elisa Keller	2011	BTV Bern / RLZ Bern	BE	4.0 13.000	5.5 13.600	5.5 13.500	5.5 14.450		20.5 54.550	
	Sidonia Thomet	2010	BTV Bern / RLZ Bern	BE	4.0 12.950	4.0 11.600	5.5 14.350	4.5 13.500		18.0 52.400	
	Zoe Binz	2010	BTV Bern / RLZ Bern	BE	4.0 12.700	4.5 10.800	5.5 14.250	5.5 14.000		19.5 51.750	
2	Kutu Uetendorf / TZ Oberaargau				25.700	22.450	26.400	26.150		100.700	S
	Alia Gut	2010	Kutu Uetendorf / RLZ Bern	BE	4.0 12.850	5.5 12.550	5.5 14.200	5.5 14.200		20.5 53.800	
	Viktoria Kaczmarek	2011	Turnzentrum Oberaargau	BE	4.0 12.850	3.5 9.900	4.5 12.200	4.5 11.750		16.5 46.700	
	Alia Kröpfli	2010	Kutu Uetendorf	BE	4.0 12.200	3.0 8.700	4.5 12.050	4.0 11.950		15.5 44.900	
3	Gym Center Emme 1				25.600	20.850	25.100	23.450		95.000	B
	Jael Lehmann	2010	Gym Center Emme	BE	4.0 12.900	4.0 10.400	4.5 12.950	3.5 10.350		16.0 46.600	
	Nira Bessire	2010	Gym Center Emme	BE	4.0 12.700	4.0 10.450	4.5 10.850	4.0 11.500		16.5 45.500	
	Lia Gasser	2011	Gym Center Emme	BE	4.0 12.600	3.5 8.550	4.5 12.150	4.5 11.950		16.5 45.250	
4	BTV Bern 2				25.900	18.550	23.300	26.300		94.050	*
	Alina Schwander	2010	BTV Bern	BE	4.0 12.850	5.0 9.450	4.5 12.600	5.5 13.950		19.0 48.850	
	Claire Horner	2010	BTV Bern	BE	4.0 13.050	4.0 9.100	4.0 10.700	4.5 12.350		16.5 45.200	
5	Gym Beo 1				24.150	19.050	25.000	25.050		93.250	*
	Valerie Anliker	2010	Gym Beo	BE	4.0 12.550	4.0 9.300	4.5 12.800	4.5 12.650		17.0 47.300	
	Ellie Fokas	2009	Gym Beo	BE	4.0 11.600	3.5 9.750	4.5 12.200	4.5 12.400		16.5 45.950	
	Yamina Petrucci	2011	Gym Beo	BE	4.0 11.400	3.5 8.550	4.0 9.200	4.0 12.400		15.5 41.550	
6	Gym Center Emme 2				25.050	19.050	22.000	23.550		89.650	*
	Jana Kohler	2011	Gym Center Emme	BE	4.0 12.700	3.5 9.400	4.5 11.050	4.0 12.050		16.0 45.200	
	Galina Salzmann	2010	Gym Center Emme	BE	4.0 12.350	4.0 9.650	4.0 10.950	3.5 11.500		15.5 44.450	
	Suna Biret	2010	Gym Center Emme	BE	4.0 11.000	3.5 8.300	4.0 8.700	4.0 11.200		15.5 39.200	
7	Gym Beo 2				24.100	16.950	22.450	24.700		88.200	
	Zoe Eichenberger	2011	Gym Beo	BE	4.0 11.900	3.5 9.200	4.5 12.100	4.0 11.950		16.0 45.150	
	Theodora Lazaridis	2011	Gym Beo	BE	4.0 12.200	3.5 7.750	4.5 10.350	4.0 12.250		16.0 42.550	
	Layla Aue	2011	Gym Beo	BE	4.0 11.850	4.0 7.400	4.0 10.200	4.5 12.450		16.5 41.900	
8	Kutu Uetendorf 3				24.350	16.150	24.250	21.050		85.800	
	Esra Welter	2010	Kutu Uetendorf	BE	4.0 11.950	3.5 8.900	4.5 12.150	4.0 10.450		16.0 43.450	
	Luana Künzler	2011	Kutu Uetendorf	BE	4.0 12.400	3.5 7.100	4.5 12.100	4.0 10.600		16.0 42.200	
	Franca Catucci	2011	Kutu Uetendorf	BE	4.0 10.950	3.5 7.250	4.0 8.550	3.5 9.650		15.0 36.400	
9	Bienne-Romande 1				25.000	17.450	21.600	21.600		85.650	
	Emilie Dennler	2009	Bienne-Romande	BE	4.0 12.700	3.5 8.800	4.0 10.400	4.0 10.500		15.5 42.400	
	Neela Chassot	2010	Bienne-Romande	BE	4.0 12.300	3.5 8.300	4.0 10.600	4.0 11.100		15.5 42.300	
	Maëlle Boillat	2009	Bienne-Romande	BE	4.0 11.500	3.5 8.650	4.5 11.000	3.5 9.650		15.5 40.800	

RANGLISTE P1 - BERN - MANNSCHAFT

Rg.	Name	Jahrg.	Verein	Verband					Pen.	Total
10	Kutu Uetendorf 2				23.000	17.450	22.050	22.250		84.750
	Zoë-Louise Desvoignes	2010	Kutu Uetendorf	BE	4.0 11.650	3.5 8.600	4.5 11.200	4.0 11.550	16.0	43.000
	Sophia Altundag	2011	Kutu Uetendorf	BE	4.0 10.850	3.5 8.850	4.5 10.800	3.5 10.700	15.5	41.200
	Sophie Gerber	2010	Kutu Uetendorf	BE	4.0 11.350	3.5 8.050	4.5 10.850	4.0 10.350	16.0	40.600
11	Kutu Uetendorf 4				22.200	16.700	17.850	23.350		80.100
	Nola Bohnenblust	2011	Kutu Uetendorf	BE	4.0 11.600	3.5 8.100	4.0 9.000	4.0 10.700	15.5	39.400
	Valentina Mendoza	2011	Kutu Uetendorf	BE	4.0 10.550	3.5 8.600	3.5 7.450	5.5 12.650	16.5	39.250
	Lena Nyfenegger	2011	Kutu Uetendorf	BE	4.0 10.600	3.5 7.200	3.5 8.850	2.5 7.750	13.5	34.400
12	Bienne-Romande 2				23.150	16.900	19.550	18.400		78.000
	Servane Litzler	2009	Bienne-Romande	BE	4.0 11.850	3.5 8.800	4.0 10.450	3.5 10.050	15.0	41.150
	Elenia Gerber	2010	Bienne-Romande	BE	4.0 11.300	3.5 8.100	4.0 9.100	3.0 8.350	14.5	36.850
13	BTV Bern 3				21.650	14.500	21.200	18.350		75.700
	Marina Capuano	2011	BTV Bern	BE	4.0 11.050	3.5 7.400	4.5 10.950	4.0 10.100	16.0	39.500
	Romane Duvanel	2012	BTV Bern	BE	4.0 10.600	3.5 7.100	4.0 10.250	3.5 8.250	15.0	36.200
14	Kutu Uetendorf 5				10.500	15.450	14.850	17.750		58.550
	Katharina Brönnimann	2011	Kutu Uetendorf	BE	4.0 10.500	3.5 7.400	4.0 8.250	3.0 9.350	14.5	35.500
	Carla Binder	2011	Kutu Uetendorf	BE	0.0 0.000	3.5 8.050	3.0 6.600	3.5 8.400	10.0	23.050

RANGLISTE P1 - GÄSTE - MANNSCHAFT

Rg.	Name	Jahrg.	Verein	Verband					Pen.	Total	
1	TZ Fürstenland 1				26.500	27.650	29.350	29.400		112.900	G
	Valeska Brochier	2010	TZ Fürstenland Frauen	SG	4.0 13.350	5.5 14.000	5.5 14.800	5.5 14.800	20.5	56.950	
	Emily Munishi	2010	TZ Fürstenland Frauen	SG	4.0 13.100	5.5 13.650	5.5 14.550	4.5 13.450	19.5	54.750	
	Leonie Hollauf	2011	TZ Fürstenland Frauen	SG	4.0 13.150	4.5 10.200	5.5 14.050	5.5 14.600	19.5	52.000	
2	Kutu Obersiggenthal 1				26.250	24.250	27.400	29.000		106.900	S
	Fatoumata Diallo	2010	Kutu Obersiggenthal	AG	4.0 13.150	4.5 11.650	5.5 14.300	5.5 14.150	19.5	53.250	
	Lyriz Azhan	2010	Kutu Obersiggenthal	AG	4.0 12.800	5.5 12.600	4.5 13.100	5.5 14.650	19.5	53.150	
	Enora Deiss	2010	Kutu Obersiggenthal	AG	4.0 13.100	4.5 10.300	4.5 12.600	5.5 14.350	18.5	50.350	
3	Turnfabrik 1				25.650	24.550	25.000	28.850		104.050	B
	Fabia Hermann	2010	Turnfabrik	TG	4.0 13.150	4.5 11.450	5.5 12.300	5.5 14.700	19.5	51.600	
	Selma Hanselmann	2010	Turnfabrik	TG	4.0 12.400	5.5 13.100	4.5 12.700	4.0 11.950	18.0	50.150	
	Ladina Zimmermann	2010	Turnfabrik	TG	4.0 12.500	4.5 11.300	4.5 11.800	5.5 14.150	18.5	49.750	
4	Turnfabrik 2				25.450	22.800	25.450	26.500		100.200	*
	Vanessa Egli	2010	Turnfabrik	TG	4.0 12.950	4.0 11.000	5.5 13.000	5.5 13.150	19.0	50.100	
	Natalie Blaser	2010	Turnfabrik	TG	4.0 12.500	4.0 11.800	4.5 12.450	4.5 12.250	17.0	49.000	
	Timea Spielmann	2011	Turnfabrik	TG	4.0 12.450	3.5 9.350	4.5 12.300	5.5 13.350	17.5	47.450	
5	AGG-FSG Aire le Lignon				24.800	22.600	25.350	25.600		98.350	*
	Amélia Wierzgon	2011	AGG-FSG Aire le Lignon	GE	4.0 12.700	5.5 11.900	5.5 13.850	4.5 11.800	19.5	50.250	
	Gabriela Guillen	2011	AGG-FSG Aire le Lignon	GE	4.0 12.100	4.0 9.950	4.5 9.850	5.5 13.000	18.0	44.900	
	Cynthia Viana Reis	2011	AGG-FSG Aire le Lignon	GE	0.0 0.000	5.5 10.700	4.5 11.500	5.0 12.600	15.0	34.800	
6	GAF Chablais				25.600	23.200	22.450	26.300		97.550	*
	Chloé Magnuson	2010	GAF Chablais	VD	4.0 13.150	5.5 13.100	4.0 11.100	5.5 14.600	19.0	51.950	
	Greta Mac Millan	2011	GAF Chablais	VD	4.0 12.000	3.5 7.750	4.5 11.350	4.5 11.700	16.5	42.800	
	Diane Deschenaux	2011	GAF Chablais	VD	4.0 12.450	4.0 10.100	3.5 8.300	4.0 10.900	15.5	41.750	
7	Kutu Bülach				25.700	21.250	22.400	27.900		97.250	*
	Mia Thon	2011	Kutu Bülach	ZH	4.0 13.000	4.0 10.550	4.5 11.550	5.0 13.800	17.5	48.900	
	Eleonora Hasanmetaj	2010	Kutu Bülach	ZH	4.0 12.700	4.5 10.700	4.0 10.850	5.0 13.400	17.5	47.650	
	Viktoria Meier	2011	Kutu Bülach	ZH	4.0 12.500	3.5 8.150	4.5 10.500	5.5 14.100	17.5	45.250	
8	Frauensport Wünnewil 1				25.300	21.900	22.950	25.450		95.600	*
	Anouk Rappo	2010	Frauensport Wünnewil	FR	4.0 12.550	4.0 11.300	4.5 12.050	4.5 13.050	17.0	48.950	
	Vanessa Tomic	2010	Frauensport Wünnewil	FR	4.0 12.750	4.5 10.600	4.0 10.900	4.0 12.400	16.5	46.650	
9	GASF Romont 3				24.850	21.500	25.900	22.000		94.250	*
	Nora Gavillet	2010	GASF Romont	FR	4.0 12.350	4.0 11.000	4.5 12.500	4.0 11.200	16.5	47.050	
	Madison Jacquier	2010	GASF Romont / KTZ Fribourg	FR	4.0 12.500	4.0 10.500	4.5 13.100	4.0 10.700	16.5	46.800	
	Kiara Quinonez	2010	GASF Romont / KTZ Fribourg	FR	4.0 11.300	3.5 9.300	4.5 12.800	4.0 10.800	16.0	44.200	





RANGLISTE P1 - GÄSTE - MANNSCHAFT

Rg.	Name	Jahrg.	Verein	Verband					Pen.	Total	
10	Kutu Stein-Fricktal				25.350	19.000	24.250	25.150		93.750	*
	Nayla Ulrich	2010	Kunstturnerinnen Stein-Fricktal	AG	4.0 13.000	3.5 9.950	4.5 11.650	4.5 12.650		16.5 47.250	
	Teodora Nestic	2011	Kunstturnerinnen Stein-Fricktal	AG	4.0 12.350	3.5 8.200	4.5 12.600	4.5 12.500		16.5 45.650	
	Vey Schiess	2012	Kunstturnerinnen Stein-Fricktal	AG	4.0 12.250	3.5 9.050	4.0 8.800	4.5 12.400		16.0 42.500	
11	Kutu Hinwil 1				24.100	18.050	24.400	24.900		91.450	
	Ina Dzienziol	2011	Kutu Hinwil	ZH	4.0 11.850	3.5 7.750	5.5 13.450	5.0 13.050		18.0 46.100	
	Lea Baumann	2011	Kutu Hinwil	ZH	4.0 11.950	4.0 10.300	4.0 10.950	4.0 10.650		16.0 43.850	
	Soraya Schädler	2011	Kutu Hinwil	ZH	4.0 12.150	3.5 7.000	3.5 9.850	4.5 11.850		15.5 40.850	
12	Kutu Horgen 1				24.750	20.450	22.900	23.000		91.100	
	Elin Mall	2010	Kutu Horgen	ZH	4.0 12.100	4.0 10.300	4.5 12.100	4.5 11.300		17.0 45.800	
	Lotta Häcker	2010	Kutu Horgen	ZH	4.0 12.250	4.0 10.150	4.0 10.800	4.5 11.400		16.5 44.600	
	Nicola Geser	2010	Kutu Horgen	ZH	4.0 12.500	3.5 9.450	4.5 10.450	4.0 11.600		16.0 44.000	
13	TZ Fürstenland 2				25.250	18.750	23.900	23.100		91.000	
	Sara Giger	2010	TZ Fürstenland Frauen	SG	4.0 12.850	4.0 9.450	4.5 11.750	4.0 11.800		16.5 45.850	
	Sina Freiwald	2011	TZ Fürstenland Frauen	SG	4.0 12.400	3.5 9.300	4.5 12.150	4.0 11.300		16.0 45.150	
14	Kutu Obersiggenthal 2				25.400	16.400	23.850	24.350		90.000	
	Simona Frei	2011	Kutu Obersiggenthal	AG	4.0 12.700	3.5 7.800	4.5 12.350	4.0 12.500		16.0 45.350	
	Lucia Piraccini	2010	Kutu Obersiggenthal	AG	4.0 12.550	3.5 8.000	4.5 10.450	4.5 11.850		16.5 42.850	
	Öykü Yilmaz	2011	Kutu Obersiggenthal	AG	4.0 12.700	3.5 8.400	4.5 11.500	3.5 10.150		15.5 42.750	
15	Kutu Horgen 2				24.300	17.350	24.850	21.900		88.400	
	Flor Buess	2011	Kutu Horgen	ZH	4.0 12.150	3.5 9.000	4.5 11.900	5.0 11.850		17.0 44.900	
	Amely Eggenschwiler	2010	Kutu Horgen	ZH	4.0 12.150	3.5 6.650	5.5 12.950	4.0 10.050		17.0 41.800	
	Amanda Senija	2009	Kutu Horgen	ZH	4.0 11.800	3.5 8.350	5.0 10.900	4.0 9.650		16.5 40.700	
16	Chêne Gymnastique				25.100	19.700	19.700	22.900		87.400	
	Lara Aysev	2010	Chêne Gymnastique Genève	GE	4.0 13.000	5.5 11.950	4.5 11.700	4.5 12.250		18.5 48.900	
	Freya Aebi	2010	Chêne Gymnastique Genève	GE	4.0 12.100	3.5 7.750	3.0 8.000	3.5 10.650		14.0 38.500	
17	Turnfabrik 3				25.250	17.050	21.350	23.650		87.300	
	Aline Ziswiler	2011	Turnfabrik	TG	4.0 12.700	3.5 9.250	4.0 10.400	5.5 12.950		17.0 45.300	
	Luise Gentsch	2012	Turnfabrik	TG	4.0 11.600	3.5 7.800	4.5 10.950	4.0 10.700		16.0 41.050	
	Sarina Greuter	2011	Turnfabrik	TG	4.0 12.550	3.5 7.550	3.5 9.700	3.5 10.400		14.5 40.200	
18	Turnfabrik 4				25.500	17.700	21.800	22.100		87.100	
	Penelope Sindoni	2011	Turnfabrik	TG	4.0 11.650	4.0 9.600	4.5 12.000	4.0 10.500		16.5 43.750	
	Alma Locher	2011	Turnfabrik	TG	4.0 12.750	3.5 8.100	4.0 9.800	3.5 10.850		15.0 41.500	
	Lena Zurbrügg	2011	Turnfabrik	TG	4.0 12.750	3.5 8.000	3.0 7.400	4.0 11.250		14.5 39.400	

RANGLISTE P1 - GÄSTE - MANNSCHAFT

Rg.	Name	Jahrg.	Verein	Verband					Pen.	Total
19	Kutu Hinwil 2				23.950	17.100	22.400	21.950		85.400
	Lili Abderhalden	2011	Kutu Hinwil	ZH	4.0 11.400	3.5 8.800	4.5 11.200	4.5 11.650	16.5	43.050
	Philine Rüegg	2011	Kutu Hinwil	ZH	4.0 12.200	3.0 7.550	4.5 11.200	3.5 10.300	15.0	41.250
	Anja Thalmann	2011	Kutu Hinwil	ZH	4.0 11.750	3.5 8.300	4.5 10.950	3.5 10.000	15.5	41.000
20	Frauensport Wünnewil 2				24.050	18.800	20.550	19.800		83.200
	Elea Vonlanthen	2010	Frauensport Wünnewil	FR	4.0 12.000	4.0 10.500	4.5 10.800	4.0 10.800	16.5	44.100
	Lia Vonlanthen	2010	Frauensport Wünnewil	FR	4.0 12.050	3.5 8.300	4.0 9.750	3.5 9.000	15.0	39.100
21	GASF Romont 2				24.400	15.800	22.050	18.150		80.400
	Elfie Telaku	2010	GASF Romont	FR	4.0 12.200	3.5 8.200	4.5 12.450	4.0 9.900	16.0	42.750
	Cindy Godel	2011	GASF Romont	FR	4.0 12.200	3.5 7.600	4.0 9.550	3.0 8.250	14.5	37.600
	Léanna Larigaldie	2011	GASF Romont	FR	4.0 11.850	3.5 7.300	4.0 9.600	3.0 8.200	14.5	36.950
22	Turnfabrik 5				23.500	16.350	20.150	18.550		78.550
	Julia Bleiker	2011	Turnfabrik	TG	4.0 12.400	3.5 8.100	4.5 11.350	3.0 9.050	15.0	40.900
	Maureen Distel	2011	Turnfabrik	TG	4.0 11.100	3.5 8.250	3.5 8.800	3.5 9.500	14.5	37.650
23	GASF Romont 1				21.750	16.200	18.500	18.600		75.050
	Donia Lisboa Caetano	2011	GASF Romont	FR	4.0 11.150	3.5 8.000	4.0 9.500	3.5 9.450	15.0	38.100
	Tyana Wicht	2011	GASF Romont	FR	4.0 10.600	3.5 7.500	4.0 9.000	3.0 9.150	14.5	36.250
	Elisa Domet	2011	GASF Romont	FR	4.0 10.600	3.5 8.200	3.0 8.200	1.5 6.500	12.0	33.500





RANGLISTE - P2 - BERN/GÄSTE - MEHRKAMPF

Rg.	Name	Jahrg.	Verein	Verband					Pen.	Total	
1	Lia Schumacher	2010	TV Lenzburg	AG	4.0 <u>13.750</u>	5.5 14.750	5.5 13.600	5.5 14.550		20.5 56.650	G
2	Lucy Maeder	2009	RLZ NKL / Regio Basel	BL	4.0 13.800	5.5 14.350	5.5 <u>13.950</u>	5.5 14.150		20.5 56.250	S
3	Joy Rohrer	2009	RLZ NKL / BTV Luzern	BL	4.0 13.450	5.5 14.600	5.5 <u>12.600</u>	5.5 13.400		20.5 54.050	B
4	Soraya Bürki	2009	RLZ NKL / BTV Basel	BL	4.0 13.200	5.5 13.600	5.5 <u>13.400</u>	5.5 13.700		20.5 53.900	
5	Aalya Raykov	2009	AGG FSG Lancy	GE	4.0 <u>12.050</u>	5.5 12.350	5.0 13.200	5.5 14.300		20.0 51.900	
6	Christina Savary	2009	AGG FSG Lancy	GE	4.0 <u>13.800</u>	4.5 11.850	5.0 13.000	5.5 13.200		19.0 51.850	
7	Noee Obi	2009	BTV Bern / RLZ Bern	BE	4.0 <u>13.400</u>	4.5 12.200	5.0 11.900	5.0 13.250		18.5 50.750	
8	Joya Dübi	2009	BTV Bern / RLZ Bern	BE	4.0 <u>13.200</u>	4.5 12.850	5.0 11.900	5.0 12.050		18.5 50.000	
9	Fiona Stöckli	2008	Gym Center Emme	BE	4.0 13.600	4.5 <u>11.750</u>	5.0 11.450	5.0 12.850		18.5 49.650	
10	Samira Mäder	2009	Gym Beo	BE	4.0 13.450	4.5 11.700	5.0 <u>10.350</u>	5.5 13.500		19.0 49.000	
11	Chiara Kaufmann	2009	RLZ NKL / Regio Basel	BL	4.0 13.300	4.5 12.200	5.0 <u>10.100</u>	5.5 13.100		19.0 48.700	
12	Emilia Meili	2008	Turnfabrik	TG	4.0 13.300	4.5 10.300	5.0 11.050	5.5 <u>14.050</u>		19.0 48.700	
13	Noemie Ossig	2008	Gym Center Emme	BE	4.0 13.350	4.5 <u>12.200</u>	4.0 9.300	5.5 13.450		18.0 48.300	
14	Lia Shurny	2008	Frauensport Wünnewil	FR	4.0 12.750	3.5 11.900	5.0 12.400	4.5 <u>11.250</u>		17.0 48.300	
15	Yanna Gabi	2009	Gym Serrières	NE	4.0 13.350	4.0 10.800	5.0 12.100	5.5 <u>12.000</u>		18.5 48.250	
16	Ladina Wolfsberg	2008	Chêne Gymnastique Genève	GE	4.0 13.500	4.0 10.900	5.0 11.700	4.0 <u>11.500</u>		17.0 47.600	
17	Jeanne Duss	2008	Kunstturnerinnen BTV Luzern	LU	4.0 12.950	3.5 9.550	5.5 <u>12.800</u>	5.5 12.100		18.5 47.400	
18	Letizia Mandelli	2009	SFG Lugano	TI	4.0 13.250	2.5 <u>8.750</u>	4.0 11.400	5.5 13.400		16.0 46.800	
19	Arwen Frei	2008	Gym Beo	BE	4.0 13.150	4.0 9.650	5.0 <u>11.700</u>	4.5 12.050		17.5 46.550	
20	Naja Untersander	2008	Turnverein Opfikon-Glattbrugg	ZH	4.0 12.900	2.5 9.200	5.0 <u>12.400</u>	5.0 11.400		16.5 45.900	
21	Joana Schütz	2008	BTV Bern	BE	4.0 <u>13.100</u>	4.0 8.650	5.5 12.300	5.0 11.800		18.5 45.850	
22	Lou Ulrich	2008	Turnzentrum Oberaargau	BE	4.0 13.700	4.5 <u>11.550</u>	4.0 9.550	5.0 11.050		17.5 45.850	
23	Mira Berweger	2009	TZ Fürstenland Frauen	SG	4.0 <u>13.000</u>	4.5 11.550	3.0 9.400	4.0 11.050		15.5 45.000	
24	Tallulah Schalcher	2008	Vallesia Gym	JU	4.0 13.450	4.5 9.700	5.0 9.550	5.0 <u>12.000</u>		18.5 44.700	
25	Anne-Sophie Meyer	2008	Kutu Horgen	ZH	4.0 12.550	4.5 11.000	5.0 8.400	5.0 <u>12.500</u>		18.5 44.450	
26	Liliane Fäs	2009	Kunstturnerinnen Stein-Fricktal	AG	4.0 12.850	4.0 <u>11.300</u>	4.0 10.500	3.5 9.450		15.5 44.100	
27	Tanja Holder	2008	Kutu Hinwil	ZH	4.0 13.000	3.5 <u>8.500</u>	5.0 9.800	5.5 12.350		18.0 43.650	
28	Svenja Ribic	2008	TV Lenzburg	AG	4.0 <u>13.300</u>	3.0 8.750	3.5 10.400	5.0 11.200		15.5 43.650	
29	Livia Künzler	2008	Kunstturnerinnen BTV Luzern	LU	4.0 12.700	3.0 8.600	4.5 <u>11.300</u>	4.5 10.750		16.0 43.350	
30	Benita Von Boddien	2009	Turnfabrik	TG	4.0 13.300	3.0 9.950	3.5 9.950	3.5 <u>9.950</u>		14.0 43.150	
31	Inès Duvanel	2009	BTV Bern	BE	4.0 <u>10.950</u>	5.0 11.850	4.5 10.350	4.0 10.000		17.5 43.150	
32	Maura Adinegoro	2008	Kutu Obersiggenthal	ZH	4.0 <u>13.350</u>	3.5 9.800	3.5 9.150	4.5 10.350		15.5 42.650	
33	Lily Lehmann	2008	Kutu Horgen	ZH	4.0 12.800	3.0 8.800	4.5 11.500	4.0 <u>9.350</u>		15.5 42.450	
34	Jana Ingold	2009	Turnzentrum Oberaargau	BE	4.0 12.850	3.0 <u>9.050</u>	5.5 8.300	5.0 11.800		17.5 42.000	
35	Aisha Aly	2009	Turnfabrik	TG	4.0 13.600	3.0 8.450	3.0 6.750	4.0 <u>12.000</u>		14.0 40.800	
36	Malena Bolliger	2008	Kutu Horgen	ZH	4.0 12.950	2.5 8.300	3.5 7.500	5.0 <u>12.050</u>		15.0 40.800	
37	Alissa Kuhn	2009	TZ Fürstenland Frauen	SG	4.0 <u>13.200</u>	4.5 10.350	4.0 8.450	4.0 8.750		16.5 40.750	
38	Alexia Steffen	2009	Gym Beo	BE	4.0 13.650	3.0 9.250	3.0 <u>6.500</u>	5.0 10.650		15.0 40.050	
39	Gabriella Magro	2009	Turnverein Opfikon-Glattbrugg	ZH	4.0 12.750	2.5 8.650	4.5 <u>7.700</u>	5.0 10.950		16.0 40.050	
40	Anouk Thoma	2008	Kutu Horgen	ZH	4.0 12.100	2.5 7.850	4.0 10.500	4.0 <u>9.450</u>		14.5 39.900	
41	Ella Scheibli	2009	BTV Bern	BE	4.0 <u>12.250</u>	5.0 9.000	5.5 10.500	3.5 7.850		18.0 39.600	
42	Ronja Lehmann	2008	Frauensport Wünnewil	FR	4.0 12.800	2.5 7.750	4.5 10.400	4.0 <u>8.000</u>		15.0 38.950	
43	Leonie Giger	2009	Kutu Hinwil	ZH	4.0 12.900	3.0 <u>6.050</u>	4.0 9.200	5.0 10.500		16.0 38.650	
44	Jolina Nussle	2009	Kutu Hinwil	ZH	4.0 12.650	3.0 <u>8.800</u>	3.5 5.850	5.5 11.200		16.0 38.500	
45	Lara Isaj	2009	Gym Center Emme	BE	4.0 12.600	3.0 <u>8.050</u>	3.0 6.650	4.5 10.950		14.5 38.250	
46	Emilia Tschopp	2009	Bienne-Romande	BE	4.0 12.650	2.5 8.300	3.5 7.600	4.0 <u>8.950</u>		14.0 37.500	





RANGLISTE - P2 - BERN/GÄSTE - MEHRKAMPF

Rg.	Name	Jahrg.	Verein	Verband					Pen.	Total
47	Nina Urich	2007	Kunstturnerinnen Stein-Fricktal	AG	4.0 12.900	2.5 <u>7.700</u>	3.0 7.300	4.5 9.400		14.0 37.300
48	Rea Jael Blaser	2009	Gym Center Emme	BE	4.0 12.750	3.0 <u>8.150</u>	3.5 6.750	4.0 9.250		14.5 36.900
49	Cristina Buttazzo	2008	Turnverein Opfikon-Glattbrugg	ZH	4.0 12.600	2.5 8.100	3.0 <u>5.450</u>	5.0 10.100		14.5 36.250
50	Julia Hoffmann	2009	Kunstturnerinnen Stein-Fricktal	AG	4.0 13.050	2.5 <u>9.100</u>	3.5 6.600	3.5 7.300		13.5 36.050
51	Aya Matter	2009	AGG-FSG Chêne	GE	4.0 <u>13.200</u>	2.5 8.200	3.0 4.850	3.5 9.250		13.0 35.500
52	Dana Jehle	2009	Kunstturnerinnen Stein-Fricktal	AG	4.0 13.250	3.5 <u>10.050</u>	2.5 3.000	3.0 9.150		13.0 35.450
53	Lena Keller	2009	BTV Bern	BE	4.0 <u>12.600</u>	4.0 6.550	4.0 7.000	3.5 8.600		15.5 34.750
54	Lilian Muendel	2008	Turnverein Opfikon-Glattbrugg	ZH	4.0 13.000	2.5 8.900	2.5 <u>2.900</u>	4.0 8.050		13.0 32.850
55	Neriah-Amiel Stöckli	2008	Kunstturnerinnen BTV Luzern	LU	4.0 11.300	2.5 6.300	3.0 <u>7.850</u>	2.5 6.450		12.0 31.900
56	Anika Häcker	2008	Kutu Horgen	ZH	4.0 12.750	2.5 7.750	3.0 4.950	3.5 <u>6.350</u>		13.0 31.800
57	Ena Born	2009	Kunstturnerinnen Stein-Fricktal	AG	4.0 12.450	2.5 <u>7.750</u>	3.0 7.400	2.5 3.950		12.0 31.550
58	Giulia Lang	2009	BTV Bern	BE	0.0 <u>0.000</u>	5.0 11.900	4.0 9.100	4.0 10.100		13.0 31.100





RANGLISTE P2 - BERN - MANNSCHAFT

Rg.	Name	Jahrg.	Verein	Verband					Pen.	Total	
1	BTV Bern 3				26.600	25.050	23.800	25.300		100.750	G
	Noee Obi	2009	BTV Bern / RLZ Bern	BE	4.0 13.400	4.5 12.200	5.0 11.900	5.0 13.250		18.5 50.750	
	Joya Dübi	2009	BTV Bern / RLZ Bern	BE	4.0 13.200	4.5 12.850	5.0 11.900	5.0 12.050		18.5 50.000	
2	Gym Center Emme 1				26.950	23.950	20.750	26.300		97.950	S
	Fiona Stöckli	2008	Gym Center Emme	BE	4.0 13.600	4.5 11.750	5.0 11.450	5.0 12.850		18.5 49.650	
	Noemie Ossig	2008	Gym Center Emme	BE	4.0 13.350	4.5 12.200	4.0 9.300	5.5 13.450		18.0 48.300	
3	Gym Beo				27.100	21.350	22.050	25.550		96.050	B
	Samira Mäder	2009	Gym Beo	BE	4.0 13.450	4.5 11.700	5.0 10.350	5.5 13.500		19.0 49.000	
	Arwen Frei	2008	Gym Beo	BE	4.0 13.150	4.0 9.650	5.0 11.700	4.5 12.050		17.5 46.550	
	Alexia Steffen	2009	Gym Beo	BE	4.0 13.650	3.0 9.250	3.0 6.500	5.0 10.650		15.0 40.050	
4	BTV Bern 2				24.050	23.750	22.650	21.900		92.350	
	Joana Schütz	2008	BTV Bern	BE	4.0 13.100	4.0 8.650	5.5 12.300	5.0 11.800		18.5 45.850	
	Inès Duvanel	2009	BTV Bern	BE	4.0 10.950	5.0 11.850	4.5 10.350	4.0 10.000		17.5 43.150	
	Giulia Lang	2009	BTV Bern	BE	0.0 0.000	5.0 11.900	4.0 9.100	4.0 10.100		13.0 31.100	
5	Turnzentrum Oberaargau				26.550	20.600	17.850	22.850		87.850	
	Lou Ulrich	2008	Turnzentrum Oberaargau	BE	4.0 13.700	4.5 11.550	4.0 9.550	5.0 11.050		17.5 45.850	
	Jana Ingold	2009	Turnzentrum Oberaargau	BE	4.0 12.850	3.0 9.050	5.5 8.300	5.0 11.800		17.5 42.000	
6	Gym Center Emme 2				25.350	16.200	13.400	20.200		75.150	
	Lara Isaj	2009	Gym Center Emme	BE	4.0 12.600	3.0 8.050	3.0 6.650	4.5 10.950		14.5 38.250	
	Rea Jael Blaser	2009	Gym Center Emme	BE	4.0 12.750	3.0 8.150	3.5 6.750	4.0 9.250		14.5 36.900	
7	BTV Bern 1				24.850	15.550	17.500	16.450		74.350	
	Ella Scheibli	2009	BTV Bern	BE	4.0 12.250	5.0 9.000	5.5 10.500	3.5 7.850		18.0 39.600	
	Lena Keller	2009	BTV Bern	BE	4.0 12.600	4.0 6.550	4.0 7.000	3.5 8.600		15.5 34.750	





RANGLISTE P2 - GÄSTE - MANNSCHAFT

Rg.	Name	Jahrg.	Verein	Verband					Pen.	Total	
1	Kutu Regio Basel				27.100	27.950	27.350	27.850		110.250	G
	Lucy Maeder	2009	RLZ NKL / Regio Basel	BL	4.0 13.800	5.5 14.350	5.5 13.950	5.5 14.150	20.5	56.250	
	Soraya Bürki	2009	RLZ NKL / BTV Basel	BL	4.0 13.200	5.5 13.600	5.5 13.400	5.5 13.700	20.5	53.900	
	Chiara Kaufmann	2009	RLZ NKL / Regio Basel	BL	4.0 13.300	4.5 12.200	5.0 10.100	5.5 13.100	19.0	48.700	
2	AGG FSG Lancy / AGG FSG Chêne				27.000	24.200	26.200	27.500		104.900	S
	Aalya Raykov	2009	AGG FSG Lancy	GE	4.0 12.050	5.5 12.350	5.0 13.200	5.5 14.300	20.0	51.900	
	Christina Savary	2009	AGG FSG Lancy	GE	4.0 13.800	4.5 11.850	5.0 13.000	5.5 13.200	19.0	51.850	
	Aya Matter	2009	AGG-FSG Chêne	GE	4.0 13.200	2.5 8.200	3.0 4.850	3.5 9.250	13.0	35.500	
3	BTV Luzern 1				26.400	24.150	25.400	25.500		101.450	B
	Joy Rohrer	2009	RLZ NKL / BTV Luzern	BL	4.0 13.450	5.5 14.600	5.5 12.600	5.5 13.400	20.5	54.050	
	Jeanne Duss	2008	Kunstturnerinnen BTV Luzern	LU	4.0 12.950	3.5 9.550	5.5 12.800	5.5 12.100	18.5	47.400	
	Livia Künzler	2008	Kunstturnerinnen BTV Luzern	LU	4.0 12.700	3.0 8.600	4.5 11.300	4.5 10.750	16.0	43.350	
4	TV Lenzburg / Kutu Obersiggenthal				27.100	24.550	24.000	25.750		101.400	*
	Lia Schumacher	2010	TV Lenzburg	AG	4.0 13.750	5.5 14.750	5.5 13.600	5.5 14.550	20.5	56.650	
	Svenja Ribic	2008	TV Lenzburg	AG	4.0 13.300	3.0 8.750	3.5 10.400	5.0 11.200	15.5	43.650	
	Maura Adinegoro	2008	Kutu Obersiggenthal	ZH	4.0 13.350	3.5 9.800	3.5 9.150	4.5 10.350	15.5	42.650	
5	Turnfabrik				26.900	20.250	21.000	26.050		94.200	*
	Emilia Meili	2008	Turnfabrik	TG	4.0 13.300	4.5 10.300	5.0 11.050	5.5 14.050	19.0	48.700	
	Benita Von Boddien	2009	Turnfabrik	TG	4.0 13.300	3.0 9.950	3.5 9.950	3.5 9.950	14.0	43.150	
	Aisha Aly	2009	Turnfabrik	TG	4.0 13.600	3.0 8.450	3.0 6.750	4.0 12.000	14.0	40.800	
6	Kutu Horgen 1				25.750	19.800	19.900	24.550		90.000	*
	Anne-Sophie Meyer	2008	Kutu Horgen	ZH	4.0 12.550	4.5 11.000	5.0 8.400	5.0 12.500	18.5	44.450	
	Lily Lehmann	2008	Kutu Horgen	ZH	4.0 12.800	3.0 8.800	4.5 11.500	4.0 9.350	15.5	42.450	
	Malena Bolliger	2008	Kutu Horgen	ZH	4.0 12.950	2.5 8.300	3.5 7.500	5.0 12.050	15.0	40.800	
7	Frauensport Wünnewil				25.550	19.650	22.800	19.250		87.250	
	Lia Shurny	2008	Frauensport Wünnewil	FR	4.0 12.750	3.5 11.900	5.0 12.400	4.5 11.250	17.0	48.300	
	Ronja Lehmann	2008	Frauensport Wünnewil	FR	4.0 12.800	2.5 7.750	4.5 10.400	4.0 8.000	15.0	38.950	
8	Turnverein Opfikon-Glattbrugg				25.650	17.850	20.100	22.350		85.950	
	Naja Untersander	2008	Turnverein Opfikon-Glattbrugg	ZH	4.0 12.900	2.5 9.200	5.0 12.400	5.0 11.400	16.5	45.900	
	Gabriella Magro	2009	Turnverein Opfikon-Glattbrugg	ZH	4.0 12.750	2.5 8.650	4.5 7.700	5.0 10.950	16.0	40.050	
	Cristina Buttazzo	2008	Turnverein Opfikon-Glattbrugg	ZH	4.0 12.600	2.5 8.100	3.0 5.450	5.0 10.100	14.5	36.250	
9	Kutu Hinwil				25.900	17.300	19.000	23.550		85.750	
	Tanja Holder	2008	Kutu Hinwil	ZH	4.0 13.000	3.5 8.500	5.0 9.800	5.5 12.350	18.0	43.650	
	Leonie Giger	2009	Kutu Hinwil	ZH	4.0 12.900	3.0 6.050	4.0 9.200	5.0 10.500	16.0	38.650	
	Jolina Nussle	2009	Kutu Hinwil	ZH	4.0 12.650	3.0 8.800	3.5 5.850	5.5 11.200	16.0	38.500	





RANGLISTE P2 - GÄSTE - MANNSCHAFT

Rg.	Name	Jahrg.	Verein	Verband					Pen.	Total
10	TZ Fürstenland				26.200	21.900	17.850	19.800		85.750
	Mira Berweger	2009	TZ Fürstenland Frauen	SG	4.0 13.000	4.5 11.550	3.0 9.400	4.0 11.050	15.5	45.000
	Alissa Kuhn	2009	TZ Fürstenland Frauen	SG	4.0 13.200	4.5 10.350	4.0 8.450	4.0 8.750	16.5	40.750
11	Kutu Stein-Fricktal 1				26.300	21.350	17.100	18.600		83.350
	Liliane Fäs	2009	Kunstturnerinnen Stein-Fricktal	AG	4.0 12.850	4.0 11.300	4.0 10.500	3.5 9.450	15.5	44.100
	Julia Hoffmann	2009	Kunstturnerinnen Stein-Fricktal	AG	4.0 13.050	2.5 9.100	3.5 6.600	3.5 7.300	13.5	36.050
	Dana Jehle	2009	Kunstturnerinnen Stein-Fricktal	AG	4.0 13.250	3.5 10.050	2.5 3.000	3.0 9.150	13.0	35.450
12	Kutu Horgen 2				24.850	15.600	15.450	15.800		71.700
	Anouk Thoma	2008	Kutu Horgen	ZH	4.0 12.100	2.5 7.850	4.0 10.500	4.0 9.450	14.5	39.900
	Anika Häcker	2008	Kutu Horgen	ZH	4.0 12.750	2.5 7.750	3.0 4.950	3.5 6.350	13.0	31.800
13	Kutu Stein-Fricktal 2				25.350	15.450	14.700	13.350		68.850
	Nina Urich	2007	Kunstturnerinnen Stein-Fricktal	AG	4.0 12.900	2.5 7.700	3.0 7.300	4.5 9.400	14.0	37.300
	Ena Born	2009	Kunstturnerinnen Stein-Fricktal	AG	4.0 12.450	2.5 7.750	3.0 7.400	2.5 3.950	12.0	31.550

RANGLISTE - P3 - BERN/GÄSTE - MEHRKAMPF

Rg.	Name	Jahrg.	Verein	Verband					Pen.	Total		
1	Lara Bücheler	2008	Turnfabrik	TG	4.0 12.950	5.0 14.500	5.5 13.550	5.5 13.200		20.0	54.200	G
2	Sarah Berger	2008	AGG-FSG Chêne	GE	4.0 12.450	5.0 13.600	5.5 13.800	5.5 13.300		20.8	53.150	S
3	Lea Huber	2007	TZ Fürstenland Frauen	SG	4.0 13.450	5.0 14.400	5.5 12.150	5.5 12.950		20.8	52.950	B
4	Angela Pennisi	2008	Gym Serrières	NE	4.0 12.500	4.5 13.200	5.5 13.200	5.5 13.400		19.5	52.300	
5	Anna Schori	2008	TV Lenzburg / RLZ AG	AG	4.0 12.475	4.0 13.500	4.5 12.750	5.5 13.500		18.0	52.225	
6	Luna Gut	2008	Kutu Uetendorf / RLZ Bern	BE	4.0 12.600	3.5 11.850	5.5 13.700	5.5 13.200		18.5	51.350	
7	Malin Wäffler	2006	Gym Center Emme	BE	4.0 13.450	3.5 11.700	4.5 12.600	5.5 13.100		18.3	50.850	
8	Yasmine Fairis	2007	Kunstturnerinnen Stein-Fricktal / RLZ	AG	4.0 12.025	5.0 13.200	4.5 12.700	5.5 12.500		19.0	50.425	
9	Milla Sommer	2007	TV Lenzburg / RLZ AG	AG	4.0 12.425	3.0 11.400	4.5 12.400	5.5 13.150		17.0	49.375	
10	Morin Eugster	2008	TV Lenzburg / RLZ AG	AG	4.0 12.600	4.0 12.550	4.0 9.800	5.5 13.700		17.5	48.650	
11	Alessia Anderes	2007	Turnfabrik	TG	4.0 12.600	3.0 11.200	4.5 11.900	5.5 12.950		17.0	48.650	
12	Jasmin Strebel	2006	Kutu Obersiggenthal	AG	4.0 11.900	4.0 11.050	4.5 12.800	5.5 12.400		18.0	48.150	
13	Amélie Waldner	2006	Gym Center Emme	BE	4.0 12.650	3.5 10.750	4.5 11.800	5.5 12.650		17.5	47.850	
14	Orianne Pache	2006	GASF Romont / KTZ Fribourg	FR	4.0 13.025	4.0 11.450	4.0 10.550	5.5 12.350		17.5	47.375	
15	Lucie Schnorf	2007	GASF Romont / KTZ Fribourg	FR	4.0 12.500	4.0 11.550	4.0 10.600	5.5 12.700		17.5	47.350	
16	Emma Schwab	2007	Zürich-Oerlikon	ZH	4.0 12.625	4.5 10.950	4.5 11.600	5.5 12.050		18.5	47.225	
17	Jessica Hörler	2007	TZ Fürstenland Frauen	SG	4.0 13.375	3.5 10.850	4.5 10.300	5.5 12.250		18.3	46.775	
18	Ria Gabi	2007	Gym Serrières	NE	4.0 12.275	3.5 10.950	5.5 11.750	5.5 11.600		18.5	46.575	
19	Maia Arm	2006	Cugy-Vesin	VD	4.0 12.950	3.5 10.200	4.5 11.250	5.5 11.500		17.5	45.900	
20	Sarah Graf	2006	Kutu Weiningen	ZH	4.0 12.700	3.0 9.750	4.0 10.550	5.5 11.950		16.5	44.950	
21	Flora Nguyen	2007	Gym Serrières	NE	4.0 12.450	3.5 11.850	4.5 12.650	3.5 7.800		15.5	44.750	
22	Lucia Gojevic	2007	TZ Fürstenland Frauen	SG	4.0 12.650	3.0 9.600	4.5 11.350	5.0 10.850		16.5	44.450	
23	Ileya Baumgartner	2006	Kutu Obersiggenthal	AG	4.0 12.750	3.0 10.600	4.5 10.650	4.0 10.050		15.5	44.050	
24	Alessia Rau	2006	Gym Center Emme	BE	4.0 12.675	3.5 11.800	4.0 8.250	5.5 11.000		17.0	43.725	
25	Lisa Ritter	2006	Turnzentrum Oberaargau	BE	4.0 13.500	3.0 10.300	5.0 7.900	4.5 11.850		17.3	43.550	
26	Mira Stalder	2007	Kutu Weiningen	ZH	4.0 12.600	3.0 10.250	4.0 11.200	3.5 9.350		14.5	43.400	
27	Michelle Schreiber	2007	Kunstturnerinnen Stein-Fricktal	AG	4.0 12.375	3.5 10.350	4.0 9.550	3.5 10.600		15.0	42.875	
28	Jana Hinderling	2007	Kutu Bülach	ZH	4.0 12.625	2.5 8.100	4.0 9.300	5.5 12.200		16.0	42.225	
29	Amélie Ledermann	2007	Turnzentrum Oberaargau	BE	4.0 12.775	3.5 10.250	5.5 8.850	4.0 10.150		17.0	42.025	
30	Jorina Rutishauser	2006	Turnfabrik	TG	4.0 12.300	3.5 11.700	4.0 8.150	4.0 9.700		15.5	41.850	
31	Lilicia Ishibashi	2007	Zürich-Oerlikon	ZH	4.0 12.325	3.0 9.050	4.5 10.950	3.5 9.400		15.0	41.725	
32	Eline Fässler	2007	TZ Fürstenland Frauen	SG	4.0 12.250	2.0 7.600	4.5 11.300	4.0 10.250		14.5	41.400	
33	Lina Moor	2006	Gym Center Emme	BE	4.0 12.275	3.0 10.450	3.5 7.000	5.5 11.200		16.0	40.925	
34	Maleah Mathis	2007	Gym Center Emme	BE	4.0 12.500	2.5 7.150	4.5 10.400	4.5 10.850		15.5	40.900	
35	Anna Nemeth	2008	Kutu Bülach	ZH	4.0 12.850	3.5 11.600	3.5 6.200	3.5 10.050		14.5	40.700	
36	Mikaela Thieler	2007	Kutu Weiningen	ZH	4.0 12.550	2.0 7.850	3.5 10.000	4.0 10.250		13.5	40.650	
37	Zaina Grandjean	2007	Kutu Satus Uster	ZH	4.0 12.150	3.0 8.950	4.5 10.500	3.5 8.200		15.0	39.800	
38	Deborah Gossweiler	2007	Zürich-Oerlikon	ZH	4.0 12.375	2.5 8.800	4.0 9.150	3.5 9.450		14.0	39.775	
39	Eveline Kaye	2008	AGG-FSG Lancy	GE	4.0 12.450	2.0 7.750	3.5 8.150	5.0 11.050		14.5	39.400	
40	Larissa Fuhrer	2006	Gym Center Emme	BE	4.0 12.175	3.0 9.200	4.0 9.850	3.5 8.050		14.5	39.275	
41	Chiara Anderes	2006	Turnfabrik	TG	4.0 12.400	2.0 8.500	3.0 6.650	4.0 11.500		13.0	39.050	
42	Alexandra Koch	2007	Turnzentrum Oberaargau	BE	4.0 12.300	2.5 8.300	4.0 7.400	4.5 10.500		15.0	38.500	
43	Leandra Bär	2006	Kutu Satus Uster	ZH	4.0 11.750	3.0 10.250	4.0 7.850	3.5 8.300		14.5	38.150	
44	Eve Brägger	2007	Kutu Satus Uster	ZH	4.0 12.400	2.0 7.750	3.5 7.400	4.5 9.900		14.0	37.450	
45	Madleina Pajarola	2006	Kutu Obersiggenthal	AG	4.0 12.025	1.5 6.500	4.0 8.450	4.0 10.400		13.5	37.375	
46	Dora Kammer	2008	BTV Bern	BE	4.0 12.000	2.0 6.400	4.0 9.100	4.5 8.900		14.5	36.400	





RANGLISTE - P3 - BERN/GÄSTE - MEHRKAMPF

Rg.	Name	Jahrg.	Verein	Verband					Pen.	Total
47	Maeva Falvo	2007	GASF Romont	FR	^{4.0} _{4.0} 12.550	2.0 7.900	4.0 8.850	3.0 6.750		13.0 36.050
48	Noée Heim	2007	BTV Bern	BE	^{4.0} _{4.0} 11.600	2.0 6.950	3.5 6.450	3.5 8.500		13.0 33.500
49	Célia Dirren	2007	Zürich-Oerlikon	ZH	^{4.0} _{4.0} 12.225	3.0 6.400	4.0 8.600	2.5 4.950		13.5 32.175
50	Salma Demuth	2007	Kutu Satus Uster	ZH	^{4.0} _{4.0} 11.475	2.0 7.200	3.5 5.800	1.5 3.200		11.0 27.675

RANGLISTE P3 - BERN - MANNSCHAFT

Rg.	Name	Jahrg.	Verein	Verband					Pen.	Total	
1	Gym Center Emme 1				26.100	22.450	24.400	25.750		98.700	G
	Malin Waffler	2006	Gym Center Emme	BE	4.0 5.5 13.450	3.5 11.700	4.5 12.600	5.5 13.100		18.3 50.850	
	Amelie Waldner	2006	Gym Center Emme	BE	4.0 4.0 12.650	3.5 10.750	4.5 11.800	5.5 12.650		17.5 47.850	
	Maleah Mathis	2007	Gym Center Emme	BE	4.0 4.0 12.500	2.5 7.150	4.5 10.400	4.5 10.850		15.5 40.900	
2	BTV Bern / Kutu Uetendorf				24.600	18.800	22.800	22.100		88.300	S
	Luna Gut	2008	Kutu Uetendorf / RLZ Bern	BE	4.0 4.0 12.600	3.5 11.850	5.5 13.700	5.5 13.200		18.5 51.350	
	Dora Kammer	2008	BTV Bern	BE	4.0 4.0 12.000	2.0 6.400	4.0 9.100	4.5 8.900		14.5 36.400	
	Noee Heim	2007	BTV Bern	BE	4.0 4.0 11.600	2.0 6.950	3.5 6.450	3.5 8.500		13.0 33.500	
3	Gym Center Emme 2				24.950	22.250	18.100	22.200		87.500	B
	Alessia Rau	2006	Gym Center Emme	BE	4.0 4.0 12.675	3.5 11.800	4.0 8.250	5.5 11.000		17.0 43.725	
	Lina Moor	2006	Gym Center Emme	BE	4.0 4.0 12.275	3.0 10.450	3.5 7.000	5.5 11.200		16.0 40.925	
	Larissa Fuhrer	2006	Gym Center Emme	BE	4.0 4.0 12.175	3.0 9.200	4.0 9.850	3.5 8.050		14.5 39.275	
4	Turnzentrum Oberaargau				26.275	20.550	16.750	22.350		85.925	
	Lisa Ritter	2006	Turnzentrum Oberaargau	BE	4.0 5.5 13.500	3.0 10.300	5.0 7.900	4.5 11.850		17.3 43.550	
	Amelie Ledermann	2007	Turnzentrum Oberaargau	BE	4.0 4.0 12.775	3.5 10.250	5.5 8.850	4.0 10.150		17.0 42.025	
	Alexandra Koch	2007	Turnzentrum Oberaargau	BE	4.0 4.0 12.300	2.5 8.300	4.0 7.400	4.5 10.500		15.0 38.500	





RANGLISTE P3 - GÄSTE - MANNSCHAFT

Rg.	Name	Jahrg.	Verein	Verband					Pen.	Total		
1	TV Lenzburg				25.075	26.050	25.150	27.200			103.475	G
	Anna Schori	2008	TV Lenzburg / RLZ AG	AG	4.0 4.0 12.475	4.0 13.500	4.5 12.750	5.5 13.500		18.0	52.225	
	Milla Sommer	2007	TV Lenzburg / RLZ AG	AG	4.0 4.0 12.425	3.0 11.400	4.5 12.400	5.5 13.150		17.0	49.375	
	Morin Eugster	2008	TV Lenzburg / RLZ AG	AG	4.0 4.0 12.600	4.0 12.550	4.0 9.800	5.5 13.700		17.5	48.650	
2	Turnfabrik 1				25.550	25.700	25.450	26.150			102.850	S
	Lara Bücheler	2008	Turnfabrik	TG	4.0 4.0 12.950	5.0 14.500	5.5 13.550	5.5 13.200		20.0	54.200	
	Alessia Anderes	2007	Turnfabrik	TG	4.0 4.0 12.600	3.0 11.200	4.5 11.900	5.5 12.950		17.0	48.650	
3	Gym Serrières				24.950	25.050	25.850	25.000			100.850	B
	Angela Pennisi	2008	Gym Serrières	NE	4.0 4.0 12.500	4.5 13.200	5.5 13.200	5.5 13.400		19.5	52.300	
	Ria Gabi	2007	Gym Serrières	NE	4.0 4.0 12.275	3.5 10.950	5.5 11.750	5.5 11.600		18.5	46.575	
	Flora Nguyen	2007	Gym Serrières	NE	4.0 4.0 12.450	3.5 11.850	4.5 12.650	3.5 7.800		15.5	44.750	
4	TZ Fürstenland				26.825	25.250	23.500	25.200			100.775	*
	Lea Huber	2007	TZ Fürstenland Frauen	SG	4.0 5.5 13.450	5.0 14.400	5.5 12.150	5.5 12.950		20.8	52.950	
	Jessica Hörler	2007	TZ Fürstenland Frauen	SG	4.0 5.5 13.375	3.5 10.850	4.5 10.300	5.5 12.250		18.3	46.775	
	Lucia Gojevic	2007	TZ Fürstenland Frauen	SG	4.0 4.0 12.650	3.0 9.600	4.5 11.350	5.0 10.850		16.5	44.450	
5	GASF Romont				25.575	23.000	21.150	25.050			94.775	*
	Orianne Pache	2006	GASF Romont / KTZ Fribourg	FR	4.0 4.0 13.025	4.0 11.450	4.0 10.550	5.5 12.350		17.5	47.375	
	Lucie Schnorf	2007	GASF Romont / KTZ Fribourg	FR	4.0 4.0 12.500	4.0 11.550	4.0 10.600	5.5 12.700		17.5	47.350	
	Maeva Falvo	2007	GASF Romont	FR	4.0 4.0 12.550	2.0 7.900	4.0 8.850	3.0 6.750		13.0	36.050	
6	Kutu Stein-Fricktal				24.400	23.550	22.250	23.100			93.300	*
	Yasmine Fairis	2007	Kunstturnerinnen Stein-Fricktal / RLZ	AG	4.0 4.0 12.025	5.0 13.200	4.5 12.700	5.5 12.500		19.0	50.425	
	Michelle Schreiber	2007	Kunstturnerinnen Stein-Fricktal	AG	4.0 4.0 12.375	3.5 10.350	4.0 9.550	3.5 10.600		15.0	42.875	
7	Kutu Obersiggenthal				24.775	21.650	23.450	22.800			92.675	
	Jasmin Strebler	2006	Kutu Obersiggenthal	AG	4.0 4.0 11.900	4.0 11.050	4.5 12.800	5.5 12.400		18.0	48.150	
	Ileya Baumgartner	2006	Kutu Obersiggenthal	AG	4.0 4.0 12.750	3.0 10.600	4.5 10.650	4.0 10.050		15.5	44.050	
	Madleina Pajarola	2006	Kutu Obersiggenthal	AG	4.0 4.0 12.025	1.5 6.500	4.0 8.450	4.0 10.400		13.5	37.375	
8	AGG FSG Lancy / AGG FSG Chêne				24.900	21.350	21.950	24.350			92.550	
	Sarah Berger	2008	AGG-FSG Chêne	GE	4.0 5.5 12.450	5.0 13.600	5.5 13.800	5.5 13.300		20.8	53.150	
	Eveline Kaye	2008	AGG-FSG Lancy	GE	4.0 4.0 12.450	2.0 7.750	3.5 8.150	5.0 11.050		14.5	39.400	
9	Kutu Weiningen 1				25.300	20.000	21.750	22.200			89.250	
	Sarah Graf	2006	Kutu Weiningen	ZH	4.0 4.0 12.700	3.0 9.750	4.0 10.550	5.5 11.950		16.5	44.950	
	Mira Stalder	2007	Kutu Weiningen	ZH	4.0 4.0 12.600	3.0 10.250	4.0 11.200	3.5 9.350		14.5	43.400	
	Mikaela Thieler	2007	Kutu Weiningen	ZH	4.0 4.0 12.550	2.0 7.850	3.5 10.000	4.0 10.250		13.5	40.650	





RANGLISTE P3 - GÄSTE - MANNSCHAFT

Rg.	Name	Jahrg.	Verein	Verband					Pen.	Total
10	Zürich-Oerlikon				25.000	20.000	22.550	21.500		89.050
	Emma Schwab	2007	Zürich-Oerlikon	ZH	4.0 4.0 12.625	4.5 10.950	4.5 11.600	5.5 12.050	18.5	47.225
	Lilicia Ishibashi	2007	Zürich-Oerlikon	ZH	4.0 4.0 12.325	3.0 9.050	4.5 10.950	3.5 9.400	15.0	41.725
	Deborah Gossweiler	2007	Zürich-Oerlikon	ZH	4.0 4.0 12.375	2.5 8.800	4.0 9.150	3.5 9.450	14.0	39.775
11	Kutu Bülach				25.475	19.700	15.500	22.250		82.925
	Jana Hinderling	2007	Kutu Bülach	ZH	4.0 4.0 12.625	2.5 8.100	4.0 9.300	5.5 12.200	16.0	42.225
	Anna Nemeth	2008	Kutu Bülach	ZH	4.0 4.0 12.850	3.5 11.600	3.5 6.200	3.5 10.050	14.5	40.700
12	Turnfabrik 2				24.700	20.200	14.800	21.200		80.900
	Jorina Rutishauser	2006	Turnfabrik	TG	4.0 4.0 12.300	3.5 11.700	4.0 8.150	4.0 9.700	15.5	41.850
	Chiara Anderes	2006	Turnfabrik	TG	4.0 4.0 12.400	2.0 8.500	3.0 6.650	4.0 11.500	13.0	39.050
13	Kutu Satus Uster				24.550	19.200	18.350	18.200		80.300
	Zaina Grandjean	2007	Kutu Satus Uster	ZH	4.0 4.0 12.150	3.0 8.950	4.5 10.500	3.5 8.200	15.0	39.800
	Leandra Bär	2006	Kutu Satus Uster	ZH	4.0 4.0 11.750	3.0 10.250	4.0 7.850	3.5 8.300	14.5	38.150
	Eve Brägger	2007	Kutu Satus Uster	ZH	4.0 4.0 12.400	2.0 7.750	3.5 7.400	4.5 9.900	14.0	37.450





RANGLISTE - P4 BERN/GÄSTE - MEHRKAMPF

Rg.	Name	Jahrg.	Verein	Verband					Pen.	Total
1	Michele Gottier	2007	Gym Beo / RLZ Bern	BE	3.7 11.000	2.5 <u>8.950</u>	7.4 11.000	5.6 13.250		19.2 44.200
2	Julie Giauque	2007	AGG-FSG Lancy	GE	3.7 11.850	1.4 <u>9.150</u>	4.7 10.050	3.8 10.200		13.6 41.250

RANGLISTE - P4A - BERN/GÄSTE - MEHRKAMPF

Rg.	Name	Jahrg.	Verein	Verband					Pen.	Total	
1	Emily Cooch	2004	Gym Center Emme	BE	3.7 12.400	3.1 <u>10.650</u>	3.6 11.350	3.4 11.100		13.8 45.500	G
2	Julia Röthlisberger	2004	Gym Center Emme	BE	3.7 12.500	3.2 <u>11.350</u>	4.0 10.900	3.0 10.400		13.9 45.150	S
3	Sarla Shirotori	2005	AGG-FSG Lancy	GE	2.0 11.300	2.7 10.700	3.5 <u>11.500</u>	2.8 10.450		11.0 43.950	B
4	Jessica Mischler	2007	AGG-FSG Lancy	GE	3.5 12.500	2.2 8.650	3.2 <u>10.850</u>	3.0 11.050		11.9 43.050	
5	Raja Jordi	2004	Turnzentrum Oberaargau	BE	3.7 12.200	3.0 <u>10.800</u>	2.6 9.300	3.2 10.300		12.5 42.600	
6	Maé Santisi	2005	FSG Montreux	VD	3.5 12.000	2.8 8.700	2.6 10.700	2.9 <u>10.950</u>		11.8 42.350	
7	Daphné Déglon	2006	FSG Montreux	VD	2.4 10.900	2.8 10.500	2.7 10.250	2.7 <u>10.600</u>		10.6 42.250	
8	Alissa Hanselmann	2005	Turnfabrik	TG	2.0 <u>10.650</u>	2.7 10.600	2.8 10.300	2.8 10.500		10.3 42.050	
9	Rea Kolly	2004	Frauensport Wünnewil	FR	3.7 12.150	3.1 <u>8.750</u>	2.8 10.600	2.9 10.450		12.5 41.950	
10	Gaia Colangelo	2005	BTV Bern	BE	3.5 12.750	2.7 <u>8.050</u>	2.4 10.550	3.1 10.300		11.7 41.650	
11	Anna Huber	2004	TZ Fürstenland Frauen	SG	3.7 11.300	3.0 <u>9.050</u>	2.9 9.650	2.9 11.300		12.5 41.300	
12	Lea Haase	2006	Kunstturnerinnen Stein-Fricktal	AG	3.5 11.900	2.6 <u>8.500</u>	2.8 10.600	2.2 10.200		11.1 41.200	
13	Selina Lu	2004	TV Lenzburg	AG	2.8 11.000	2.2 <u>9.100</u>	2.8 10.200	2.9 9.550		10.7 39.850	
14	Lana Azhan	2005	Kutu Obersiggenthal	AG	3.5 <u>10.300</u>	2.8 9.050	2.7 10.550	2.8 9.850		11.8 39.750	
15	Selina Knöpfel	2005	TZ Fürstenland Frauen	SG	3.5 12.050	1.5 <u>6.650</u>	3.0 10.150	3.1 10.100		11.1 38.950	
16	Carole Freiburghaus	2004	Frauensport Wünnewil	FR	3.5 <u>11.850</u>	2.6 <u>8.200</u>	2.6 9.100	3.1 9.650		11.8 38.800	
17	Aline Hug	2005	Kutu Obersiggenthal	AG	2.0 <u>11.300</u>	2.0 8.350	2.7 10.250	2.0 8.650		8.7 38.550	
18	Olivia Zivkovic	2006	AGG-FSG Lancy	GE	2.8 10.950	2.0 9.750	3.1 <u>7.650</u>	3.0 10.000		10.9 38.350	
19	Milena Vieitez	2006	TZ Fürstenland Frauen	SG	3.0 11.400	1.4 <u>7.900</u>	2.6 8.500	3.0 10.300		10.0 38.100	
20	Hannah Merkel	2004	Kutu Obersiggenthal	AG	2.0 <u>11.350</u>	2.6 7.750	3.0 8.000	2.4 9.850		10.0 36.950	
21	Deborah Schmid	2004	Kutu Satus Uster	ZH	2.8 <u>11.700</u>	1.9 7.800	2.0 8.950	1.5 8.400		8.2 36.850	
22	Julia Obrist	2004	Turnverein Opfikon-Glattbrugg	ZH	2.8 11.300	2.0 7.450	2.2 8.750	2.0 <u>9.300</u>		9.0 36.800	
23	Saranya Gräni	2004	Kutu Obersiggenthal	AG	2.0 <u>11.450</u>	1.8 5.450	2.7 9.750	3.0 9.900		9.5 36.550	
24	Lucia Alvarez Guillamon	2005	AGG-FSG Lancy	GE	2.8 11.350	2.0 6.700	2.6 <u>9.000</u>	2.7 9.500		10.1 36.550	
25	Ariana Knebel	2005	Kutu Hinwil	ZH	2.8 11.500	1.9 7.850	2.6 <u>7.350</u>	2.6 9.500		9.9 36.200	
26	Flurina Roos	2005	Turnverein Opfikon-Glattbrugg	ZH	2.8 11.100	1.9 8.150	2.2 9.000	2.4 <u>7.950</u>		9.3 36.200	
27	Svenja Werthmüller	2007	Kutu Hinwil	ZH	2.8 10.300	2.5 7.200	2.9 <u>9.400</u>	2.0 9.250		10.2 36.150	
28	Leny Ramos Da Veiga	2004	FSG Montreux	VD	2.0 10.300	1.9 8.600	2.6 9.600	1.7 <u>7.500</u>		8.2 36.000	
29	Naja Greuter	2005	Turnfabrik	TG	3.5 <u>12.600</u>	2.0 7.400	2.8 6.250	3.0 9.700		11.3 35.950	
30	Lola Kocher	2004	FSG Montreux	VD	2.0 11.000	1.8 6.900	2.9 8.650	2.2 <u>8.900</u>		8.9 35.450	
31	Jasmin Venhoda	2006	Kunstturnerinnen Stein-Fricktal	AG	2.4 10.600	2.1 <u>5.100</u>	2.3 9.500	2.4 9.400		9.2 34.600	
32	Sarina Lagler	2006	Turnverein Opfikon-Glattbrugg	ZH	2.8 10.750	1.8 4.450	1.9 8.000	2.1 <u>9.050</u>		8.6 32.250	
33	Thais Sessa	2006	Turnverein Opfikon-Glattbrugg	ZH	2.0 9.900	1.4 4.800	2.3 8.200	1.5 <u>6.450</u>		7.2 29.350	
34	Gioia Murali	2005	Gym Center Emme	BE	2.8 11.200	2.6 <u>7.200</u>	1.9 9.450	0.0 0.000		7.3 28.350	





RANGLISTE P4A - BERN - MANNSCHAFT

Rg.	Name	Jahrg.	Verein	Verband					Pen.	Total	
1	Gym Center Emme				24.900	22.000	22.250	21.500		90.650	G
	Emily Cooch	2004	Gym Center Emme	BE	3.7 12.400	3.1 10.650	3.6 11.350	3.4 11.100		13.8 45.500	
	Julia Röthlisberger	2004	Gym Center Emme	BE	3.7 12.500	3.2 11.350	4.0 10.900	3.0 10.400		13.9 45.150	
	Gioia Muralt	2005	Gym Center Emme	BE	2.8 11.200	2.6 7.700	1.9 9.450	0.0 0.000		7.3 28.350	
2	TZ Oberaargau / BTV Bern				24.950	18.850	19.850	20.600		84.250	S
	Raja Jordi	2004	Turnzentrum Oberaargau	BE	3.7 12.200	3.0 10.800	2.6 9.300	3.2 10.300		12.5 42.600	
	Gaia Colangelo	2005	BTV Bern	BE	3.5 12.750	2.7 8.050	2.4 10.550	3.1 10.300		11.7 41.650	

RANGLISTE P4A - GÄSTE - MANNSCHAFT

Rg.	Name	Jahrg.	Verein	Verband					Pen.	Total	
1	AGG-FSG Lancy 1				23.800	19.350	22.350	21.500		87.000	G
	Sarla Shirotori	2005	AGG-FSG Lancy	GE	2.0 11.300	2.7 10.700	3.5 11.500	2.8 10.450		11.0 43.950	
	Jessica Mischler	2007	AGG-FSG Lancy	GE	3.5 12.500	2.2 8.650	3.2 10.850	3.0 11.050		11.9 43.050	
2	FSG Montreux 1				22.900	19.200	20.950	21.550		84.600	S
	Maé Santisi	2005	FSG Montreux	VD	3.5 12.000	2.8 8.700	2.6 10.700	2.9 10.950		11.8 42.350	
	Daphné Déglon	2006	FSG Montreux	VD	2.4 10.900	2.8 10.500	2.7 10.250	2.7 10.600		10.6 42.250	
3	TZ Fürstenland				23.450	16.950	19.800	21.600		81.800	B
	Anna Huber	2004	TZ Fürstenland Frauen	SG	3.7 11.300	3.0 9.050	2.9 9.650	2.9 11.300		12.5 41.300	
	Selina Knöpfel	2005	TZ Fürstenland Frauen	SG	3.5 12.050	1.5 6.650	3.0 10.150	3.1 10.100		11.1 38.950	
	Milena Vieitez	2006	TZ Fürstenland Frauen	SG	3.0 11.400	1.4 7.900	2.6 8.500	3.0 10.300		10.0 38.100	
4	Frauensport Wünnewil				24.000	16.950	19.700	20.100		80.750	*
	Rea Kolly	2004	Frauensport Wünnewil	FR	3.7 12.150	3.1 8.750	2.8 10.600	2.9 10.450		12.5 41.950	
	Carole Freiburghaus	2004	Frauensport Wünnewil	FR	3.5 11.850	2.6 8.200	2.6 9.100	3.1 9.650		11.8 38.800	
5	Kutu Obersiggenthal				22.800	16.800	20.300	19.750		79.650	*
	Lana Azhan	2005	Kutu Obersiggenthal	AG	3.5 10.300	2.8 9.050	2.7 10.550	2.8 9.850		11.8 39.750	
	Hannah Merkel	2004	Kutu Obersiggenthal	AG	2.0 11.350	2.6 7.750	3.0 8.000	2.4 9.850		10.0 36.950	
	Saranya Gräni	2004	Kutu Obersiggenthal	AG	2.0 11.450	1.8 5.450	2.7 9.750	3.0 9.900		9.5 36.550	
6	Turnfabrik				23.250	18.000	16.550	20.200		78.000	
	Alissa Hanselmann	2005	Turnfabrik	TG	2.0 10.650	2.7 10.600	2.8 10.300	2.8 10.500		10.3 42.050	
	Naja Greuter	2005	Turnfabrik	TG	3.5 12.600	2.0 7.400	2.8 6.250	3.0 9.700		11.3 35.950	
7	Kutu Stein-Fricktal				22.500	13.600	20.100	19.600		75.800	
	Lea Haase	2006	Kunstturnerinnen Stein-Fricktal	AG	3.5 11.900	2.6 8.500	2.8 10.600	2.2 10.200		11.1 41.200	
	Jasmin Venhoda	2006	Kunstturnerinnen Stein-Fricktal	AG	2.4 10.600	2.1 5.100	2.3 9.500	2.4 9.400		9.2 34.600	
8	AGG-FSG Lancy 2				22.300	16.450	16.650	19.500		74.900	
	Olivia Zivkovic	2006	AGG-FSG Lancy	GE	2.8 10.950	2.0 9.750	3.1 7.650	3.0 10.000		10.9 38.350	
	Lucia Alvarez Guillamon	2005	AGG-FSG Lancy	GE	2.8 11.350	2.0 6.700	2.6 9.000	2.7 9.500		10.1 36.550	
9	Turnverein Opfikon-Glattbrugg				22.400	15.600	17.750	18.350		74.100	
	Julia Obrist	2004	Turnverein Opfikon-Glattbrugg	ZH	2.8 11.300	2.0 7.450	2.2 8.750	2.0 9.300		9.0 36.800	
	Flurina Roos	2005	Turnverein Opfikon-Glattbrugg	ZH	2.8 11.100	1.9 8.150	2.2 9.000	2.4 7.950		9.3 36.200	
	Sarina Lagler	2006	Turnverein Opfikon-Glattbrugg	ZH	2.8 10.750	1.8 4.450	1.9 8.000	2.1 9.050		8.6 32.250	
10	Kutu Hinwil				21.800	15.050	16.750	18.750		72.350	
	Ariana Knebel	2005	Kutu Hinwil	ZH	2.8 11.500	1.9 7.850	2.6 7.350	2.6 9.500		9.9 36.200	
	Svenja Werthmüller	2007	Kutu Hinwil	ZH	2.8 10.300	2.5 7.200	2.9 9.400	2.0 9.250		10.2 36.150	





RANGLISTE P4A - GÄSTE - MANNSCHAFT

Rg.	Name	Jahrg.	Verein	Verband					Pen.	Total
11	FSG Montreux 2				21.300	15.500	18.250	16.400		71.450
	Leny Ramos Da Veiga	2004	FSG Montreux	VD	2.0 10.300	1.9 8.600	2.6 9.600	1.7 7.500		8.2 36.000
	Lola Kocher	2004	FSG Montreux	VD	2.0 11.000	1.8 6.900	2.9 8.650	2.2 8.900		8.9 35.450





RANGLISTE - P6A BERN/GÄSTE - MEHRKAMPF

Rg.	Name	Jahrg.	Verein	Verband					Pen.	Total	
1	Anina Enzler	2002	Gym Center Emme	BE	3.7 12.150	3.3 11.100	3.8 10.800	3.7 10.800		14.5 44.850	G
2	Céline Sidler	2010	DTV Küssnacht	SZ	3.7 11.300	2.6 10.150	3.2 11.600	3.4 10.950		12.9 44.000	S
3	Svenia Di Sarli	2002	TZ Fürstenland Frauen	SG	3.7 12.650	1.3 9.600	3.4 9.500	3.3 11.000		11.7 42.750	B
4	Naomi Ingold	2001	Gym Center Emme	BE	3.5 12.200	4.2 9.750	3.5 10.700	4.2 9.850		15.4 42.500	
5	Alicia Onomor	2001	AGG-FSG Chêne	GE	3.7 12.150	2.3 9.200	3.9 10.300	3.9 10.350		13.8 42.000	
6	Jamina Brenner	2002	Kutu Satus Uster	ZH	3.7 12.100	0.9 9.050	3.0 10.400	2.5 9.750		10.1 41.300	
7	Elena Mattioli	2003	TZ Fürstenland Frauen	SG	3.0 11.400	1.4 9.500	2.9 9.900	3.2 10.400		10.5 41.200	
8	Justine Dousse	2002	GASF Romont	FR	3.7 11.000	1.3 9.900	3.0 10.000	3.4 10.100		11.4 41.000	
9	Tabea Von Mühlener	1995	BTV Bern	BE	3.3 11.550	1.8 10.100	4.1 8.800	3.3 10.300		12.5 40.750	
10	Chantal Wüthrich	2001	Kutu Uetendorf	BE	3.0 12.050	1.1 8.950	3.2 10.900	3.1 8.850		10.4 40.750	
11	Mara Pfister	2001	GASF Romont	FR	3.5 12.000	1.0 8.850	3.0 9.700	3.1 10.050		10.6 40.600	
12	Nina Landolt	2003	TZ Fürstenland Frauen	SG	3.5 11.900	1.3 8.000	3.3 9.300	3.8 11.100		11.9 40.300	
13	Livia Mistic	2003	Frauensport Wünnewil	FR	3.5 11.450	1.1 8.300	3.1 10.600	3.1 9.700		10.8 40.050	
14	Nina Filipovic	2003	Kutu Bülach	ZH	3.5 11.150	1.3 8.450	2.9 9.500	3.0 10.200		10.7 39.300	
15	Alyssa Oggier	2001	Vallesia Gym	JU	3.7 12.150	2.5 8.900	3.2 9.100	3.8 9.150		13.2 39.300	
16	Sonja Stauffiger	1998	TV Basel	BS	2.8 10.850	0.9 8.300	2.5 9.500	3.3 10.400		9.5 39.050	
17	Seraina Buholzer	2001	BTV Bern	BE	2.8 11.150	1.0 7.450	2.9 10.350	3.2 9.750		9.9 38.700	
18	Ashton Clerc	2002	Vallesia Gym	JU	3.7 11.800	1.2 7.700	3.8 9.700	3.1 8.950		11.8 38.150	
19	Michelle Siegenthaler	1996	Gym Center Emme	BE	3.5 11.650	1.1 8.000	3.0 8.000	2.8 9.800		10.4 37.450	
20	Ilenia Gurtner	1999	Frauensport Wünnewil	FR	3.7 12.250	0.9 7.400	3.0 8.100	3.0 9.350		10.6 37.100	
21	Sira Keller	2003	TZ Fürstenland Frauen	SG	2.8 11.500	1.1 8.350	3.6 6.600	2.9 10.100		10.4 36.550	
22	Michelle Jenny	2003	Frauensport Wünnewil	FR	3.5 11.850	1.1 7.600	2.9 8.000	2.3 9.100		9.8 36.550	
23	Zoe Dannmeyer	2003	Kutu-Regio Basel	BS	3.5 11.300	1.2 8.350	3.0 8.050	3.0 8.500		10.7 36.200	
24	Aneschka Berchtold	2003	BTV Bern	BE	2.8 10.450	1.0 7.300	2.8 8.150	3.2 9.650		9.8 35.550	
25	Carole Weidele	2001	TV Basel	BS	2.8 11.200	1.0 6.550	2.6 9.500	2.4 8.150		8.8 35.400	
26	Jasmin Wilms	2003	BTV Bern	BE	3.5 11.450	1.0 6.700	2.4 7.450	2.8 9.800		9.7 35.400	
27	Soraya Schulz	2001	Kutu Satus Uster	ZH	2.0 10.600	1.0 7.550	2.6 9.050	2.2 8.100		7.8 35.300	
28	Margaux Lari	2003	AGG-FSG Chêne	GE	3.0 10.500	1.6 6.850	3.3 7.750	3.2 9.700		11.1 34.800	
29	Amina Luneno	2003	Kunstturnerinnen BTV Luzern	LU	2.8 10.350	0.9 7.150	2.8 10.050	1.9 6.100		8.4 33.650	
30	Céline Jäggi	1999	Gym Center Emme	BE	2.8 10.550	0.9 6.200	1.6 5.500	2.1 6.350		7.4 28.600	
31	Arina Magin	2002	GASF Romont	FR	2.8 10.900	0.9 3.050	1.3 6.800	2.9 6.850		7.9 27.600	
32	Vera Zeugin	2001	Kutu-Regio Basel	BS	2.8 10.700	0.5 2.300	1.6 6.450	2.0 6.350		6.9 25.800	





RANGLISTE P6A - BERN - MANNSCHAFT

Rg.	Name	Jahrg.	Verein	Verband					Pen.	Total	
1	Gym Center Emme 1				24.350	20.850	21.500	20.650		87.350	G
	AninaENZler	2002	Gym Center Emme	BE	3.7 12.150	3.3 11.100	3.8 10.800	3.7 10.800		14.5 44.850	
	Naomi Ingold	2001	Gym Center Emme	BE	3.5 12.200	4.2 9.750	3.5 10.700	4.2 9.850		15.4 42.500	
2	BTV Bern / Kutu Uetendorf				23.600	19.050	21.250	20.050		83.950	S
	Chantal Wüthrich	2001	Kutu Uetendorf	BE	3.0 12.050	1.1 8.950	3.2 10.900	3.1 8.850		10.4 40.750	
	Tabea Von Mühlernen	1995	BTV Bern	BE	3.3 11.550	1.8 10.100	4.1 8.800	3.3 10.300		12.5 40.750	
	Seraina Buholzer	2001	BTV Bern	BE	2.8 11.150	1.0 7.450	2.9 10.350	3.2 9.750		9.9 38.700	
3	BTV Bern				21.900	14.000	15.600	19.450		70.950	B
	Aneschka Berchtold	2003	BTV Bern	BE	2.8 10.450	1.0 7.300	2.8 8.150	3.2 9.650		9.8 35.550	
	Jasmin Wilms	2003	BTV Bern	BE	3.5 11.450	1.0 6.700	2.4 7.450	2.8 9.800		9.7 35.400	
4	Gym Center Emme 2				22.200	14.200	13.500	16.150		66.050	
	Michelle Siegenthaler	1996	Gym Center Emme	BE	3.5 11.650	1.1 8.000	3.0 8.000	2.8 9.800		10.4 37.450	
	Céline Jäggi	1999	Gym Center Emme	BE	2.8 10.550	0.9 6.200	1.6 5.500	2.1 6.350		7.4 28.600	





RANGLISTE P6A - GÄSTE - MANNSCHAFT

Rg.	Name	Jahrg.	Verein	Verband					Pen.	Total	
1	TZ Fürstenland 1				24.550	17.600	18.800	22.100		83.050	G
	Svenia Di Sarli	2002	TZ Fürstenland Frauen	SG	3.7 12.650	1.3 9.600	3.4 9.500	3.3 11.000		11.7 42.750	
	Nina Landolt	2003	TZ Fürstenland Frauen	SG	3.5 11.900	1.3 8.000	3.3 9.300	3.8 11.100		11.9 40.300	
2	GASF Romont				23.000	18.750	19.700	20.150		81.600	S
	Justine Dousse	2002	GASF Romont	FR	3.7 11.000	1.3 9.900	3.0 10.000	3.4 10.100		11.4 41.000	
	Mara Pfister	2001	GASF Romont	FR	3.5 12.000	1.0 8.850	3.0 9.700	3.1 10.050		10.6 40.600	
	Arina Magin	2002	GASF Romont	FR	2.8 10.900	0.9 3.050	1.3 6.800	2.9 6.850		7.9 27.600	
3	TV Basel / Kutu Bülach				22.350	16.750	19.000	20.600		78.700	B
	Nina Filipovic	2003	Kutu Bülach	ZH	3.5 11.150	1.3 8.450	2.9 9.500	3.0 10.200		10.7 39.300	
	Sonja Stauffiger	1998	TV Basel	BS	2.8 10.850	0.9 8.300	2.5 9.500	3.3 10.400		9.5 39.050	
	Carole Weidele	2001	TV Basel	BS	2.8 11.200	1.0 6.550	2.6 9.500	2.4 8.150		8.8 35.400	
4	Frauensport Wünnewil				24.100	15.900	18.700	19.050		77.750	*
	Livia Mistic	2003	Frauensport Wünnewil	FR	3.5 11.450	1.1 8.300	3.1 10.600	3.1 9.700		10.8 40.050	
	Ilenia Gurtner	1999	Frauensport Wünnewil	FR	3.7 12.250	0.9 7.400	3.0 8.100	3.0 9.350		10.6 37.100	
	Michelle Jenny	2003	Frauensport Wünnewil	FR	3.5 11.850	1.1 7.600	2.9 8.000	2.3 9.100		9.8 36.550	
5	TZ Fürstenland 2				22.900	17.850	16.500	20.500		77.750	
	Elena Mattioli	2003	TZ Fürstenland Frauen	SG	3.0 11.400	1.4 9.500	2.9 9.900	3.2 10.400		10.5 41.200	
	Sira Keller	2003	TZ Fürstenland Frauen	SG	2.8 11.500	1.1 8.350	3.6 6.600	2.9 10.100		10.4 36.550	
6	Vallesia Gym				23.950	16.600	18.800	18.100		77.450	
	Alyssa Oggier	2001	Vallesia Gym	JU	3.7 12.150	2.5 8.900	3.2 9.100	3.8 9.150		13.2 39.300	
	Ashton Clerc	2002	Vallesia Gym	JU	3.7 11.800	1.2 7.700	3.8 9.700	3.1 8.950		11.8 38.150	
7	AGG-FSG Chêne				22.650	16.050	18.050	20.050		76.800	
	Alicia Onomor	2001	AGG-FSG Chêne	GE	3.7 12.150	2.3 9.200	3.9 10.300	3.9 10.350		13.8 42.000	
	Margaux Lari	2003	AGG-FSG Chêne	GE	3.0 10.500	1.6 6.850	3.3 7.750	3.2 9.700		11.1 34.800	
8	Kutu Satus Uster				22.700	16.600	19.450	17.850		76.600	
	Jamina Brenner	2002	Kutu Satus Uster	ZH	3.7 12.100	0.9 9.050	3.0 10.400	2.5 9.750		10.1 41.300	
	Soraya Schulz	2001	Kutu Satus Uster	ZH	2.0 10.600	1.0 7.550	2.6 9.050	2.2 8.100		7.8 35.300	
9	Kutu Regio Basel				22.000	10.650	14.500	14.850		62.000	
	Zoe Dannmeyer	2003	Kutu-Regio Basel	BS	3.5 11.300	1.2 8.350	3.0 8.050	3.0 8.500		10.7 36.200	
	Vera Zeuglin	2001	Kutu-Regio Basel	BS	2.8 10.700	0.5 2.300	1.6 6.450	2.0 6.350		6.9 25.800	





RANGLISTE - OPEN BERN/GÄSTE - MEHRKAMPF

Rg.	Name	Jahrg.	Verein	Verband					Pen.	Total	
1	Lorena Messerli	2005	Gym Beo	BE	2.8 <u>11.400</u>	1.0 8.150	2.0 9.100	2.1 9.900		7.9 38.550	G
2	Loeva Mougel	2002	Bienne-Romande	BE	3.5 <u>11.800</u>	1.9 8.350	1.6 8.500	2.4 <u>9.600</u>		9.4 38.250	S
3	Victoria Adel	2007	Turnverein Opfikon-Glattbrugg	ZH	2.0 <u>10.100</u>	1.0 7.400	2.0 <u>9.800</u>	2.0 9.600		7.0 36.900	B
4	Aline Meyer	2005	Kutu Horgen	ZH	3.0 <u>10.900</u>	1.4 7.200	1.4 <u>8.650</u>	2.2 9.450		8.0 36.200	
5	Alyssa Perlasca	2004	Turnzentrum Oberaargau	BE	2.8 <u>11.000</u>	1.9 7.450	1.7 9.300	2.2 8.300		8.6 36.050	
6	Océane Grenacher	2002	Bienne-Romande	BE	2.8 <u>11.400</u>	1.9 7.650	2.1 7.650	2.4 <u>9.150</u>		9.2 35.850	
7	Jorina Läderach	2006	BTV Bern	BE	2.0 <u>10.400</u>	1.1 7.700	2.1 7.700	2.1 9.200		7.3 35.000	
8	Giulia Palazzo	2006	AGG-FSG Lancy	GE	2.0 9.700	1.3 7.350	2.0 8.550	2.2 <u>9.350</u>		7.5 34.950	
9	Sarah Nesbitt	2005	Kunstturnerinnen BTV Luzern	LU	2.0 <u>10.000</u>	1.1 7.750	1.8 8.300	1.9 <u>8.700</u>		6.8 34.750	
10	Chloé Gerber	2005	GASF Romont	FR	2.8 <u>11.200</u>	1.9 7.950	1.6 8.100	1.5 7.400		7.8 34.650	
11	Saskia Steffen	2007	Gym Beo	BE	2.8 <u>11.000</u>	1.1 7.200	1.9 7.500	2.0 8.700		7.8 34.400	
12	Siri Pausa	2007	TV Basel	BS	2.0 <u>10.050</u>	1.2 7.000	1.9 <u>7.550</u>	2.2 9.650		7.3 34.250	
13	Chiara Fletcher	2007	GAF Chablais	VD	2.8 <u>11.050</u>	1.1 6.850	1.1 7.150	1.4 <u>9.050</u>		6.4 34.100	
14	Carolina Bley	2003	Turnzentrum Oberaargau	BE	2.8 <u>10.800</u>	1.3 7.950	2.2 6.200	1.9 9.050		8.2 34.000	
15	Arwen Euerlings	2008	Kutu Bülach	ZH	2.0 9.650	1.2 7.150	2.1 8.750	1.4 <u>8.450</u>		6.7 34.000	
16	Linn Bertolli	2005	TV Basel	BS	2.0 <u>10.200</u>	1.3 5.650	1.6 <u>9.000</u>	2.2 8.400		7.1 33.250	
17	Kate Chakravarty	2005	TV Basel	BS	2.0 9.700	1.2 7.050	1.1 <u>7.700</u>	2.1 8.700		6.4 33.150	
18	Noémie Seiz	2006	Kutu Bülach	ZH	2.8 <u>10.800</u>	1.1 6.550	2.1 8.300	2.0 <u>7.400</u>		8.0 33.050	
19	Leana Rodriguez	2006	TV Basel	BS	2.0 <u>10.000</u>	1.0 7.150	1.7 <u>7.600</u>	1.9 8.300		6.6 33.050	
20	Annik Neumann	2007	TV Basel	BS	2.0 9.600	1.2 6.250	1.8 <u>7.400</u>	1.8 8.250		6.8 31.500	
21	Solène Perrenoud	2006	Bienne-Romande	BE	2.8 <u>11.150</u>	1.9 4.850	1.8 7.800	2.1 <u>7.600</u>		8.6 31.400	
22	Florence Kummer	2004	Turnzentrum Oberaargau	BE	2.0 <u>9.550</u>	1.1 6.150	1.8 6.800	2.2 7.250		7.1 29.750	
23	Alexandra Despont	2007	GASF Romont	FR	2.0 <u>9.600</u>	1.0 5.950	1.8 7.950	1.9 6.000		6.7 29.500	

RANGLISTE OP - BERN - MANNSCHAFT

Rg.	Name	Jahrg.	Verein	Verband					Pen.	Total	
1	Bienne-Romande				23.200	16.000	16.300	18.750		74.250	G
	Loeva Mougel	2002	Bienne-Romande	BE	3.5 11.800	1.9 8.350	1.6 8.500	2.4 9.600		9.4 38.250	
	Océane Grenacher	2002	Bienne-Romande	BE	2.8 11.400	1.9 7.650	2.1 7.650	2.4 9.150		9.2 35.850	
	Solène Perrenoud	2006	Bienne-Romande	BE	2.8 11.150	1.9 4.850	1.8 7.800	2.1 7.600		8.6 31.400	
2	Gym Beo / BTV Bern				22.400	15.850	16.800	19.100		74.150	S
	Lorena Messerli	2005	Gym Beo	BE	2.8 11.400	1.0 8.150	2.0 9.100	2.1 9.900		7.9 38.550	
	Jorina Läderach	2006	BTV Bern	BE	2.0 10.400	1.1 7.700	2.1 7.700	2.1 9.200		7.3 35.000	
	Saskia Steffen	2007	Gym Beo	BE	2.8 11.000	1.1 7.200	1.9 7.500	2.0 8.700		7.8 34.400	
3	Turnzentrum Oberaargau				21.800	15.400	16.100	17.350		70.650	B
	Alyssa Perlasca	2004	Turnzentrum Oberaargau	BE	2.8 11.000	1.9 7.450	1.7 9.300	2.2 8.300		8.6 36.050	
	Carolina Bley	2003	Turnzentrum Oberaargau	BE	2.8 10.800	1.3 7.950	2.2 6.200	1.9 9.050		8.2 34.000	
	Florence Kummer	2004	Turnzentrum Oberaargau	BE	2.0 9.550	1.1 6.150	1.8 6.800	2.2 7.250		7.1 29.750	

RANGLISTE OP - GÄSTE - MANNSCHAFT

Rg.	Name	Jahrg.	Verein	Verband					Pen.	Total	
1	TV Basel 1				21.100	14.200	17.650	19.100		72.050	G
	Aline Meyer	2005	Kutu Horgen	ZH	3.0 10.900	1.4 7.200	1.4 8.650	2.2 9.450	8.0	36.200	
	Siri Pausa	2007	TV Basel	BS	2.0 10.050	1.2 7.000	1.9 7.550	2.2 9.650	7.3	34.250	
	Linn Bertolli	2005	TV Basel	BS	2.0 10.200	1.3 5.650	1.6 9.000	2.2 8.400	7.1	33.250	
2	Kutu Bülach				20.450	13.700	17.050	15.850		67.050	S
	Arwen Euerlings	2008	Kutu Bülach	ZH	2.0 9.650	1.2 7.150	2.1 8.750	1.4 8.450	6.7	34.000	
	Noémie Seiz	2006	Kutu Bülach	ZH	2.8 10.800	1.1 6.550	2.1 8.300	2.0 7.400	8.0	33.050	
3	TV Basel 2				19.700	14.200	15.300	17.000		66.200	B
	Kate Chakravarty	2005	TV Basel	BS	2.0 9.700	1.2 7.050	1.1 7.700	2.1 8.700	6.4	33.150	
	Leana Rodriguez	2006	TV Basel	BS	2.0 10.000	1.0 7.150	1.7 7.600	1.9 8.300	6.6	33.050	
	Annik Neumann	2007	TV Basel	BS	2.0 9.600	1.2 6.250	1.8 7.400	1.8 8.250	6.8	31.500	
4	GASF Romont				20.800	13.900	16.050	13.400		64.150	
	Chloé Gerber	2005	GASF Romont	FR	2.8 11.200	1.9 7.950	1.6 8.100	1.5 7.400	7.8	34.650	
	Alexandra Despont	2007	GASF Romont	FR	2.0 9.600	1.0 5.950	1.8 7.950	1.9 6.000	6.7	29.500	