















Juniorenlaenderkampf SUI-GER-FRA *Event subtitle*  
 Individual trampoline — Junior Girls — Qualification

				S1	S2	S3	S4	S5	S6	S7	S8	S9	S10	L	A	E	D	H	Time	Total	Score	
1.	00023794	MUSSMANN Emily		2002	2	2	2	3	2	2	4	2	1	2	1	0	17.7		9.10	15.795	42.595	94.295
			SUI		4	4	4	3	2	2	3	4	4	3	0	0	16.7	10.4	9.60	15.000	51.700	
2.	00031313	BEYROUTI Jade		2002	2	0	2	2	2	4	2	2	1	2	0	0	18.1		9.90	15.380	43.380	93.330
			FRA		5	6	6	6	4	6	5	2	2	4	2	0	15.2	11.2	8.80	14.750	49.950	
3.	00031334	BAUMANN Isabel		2001	2	2	0	2	2	2	2	4	3	4	2	0	17.5		9.60	15.550	42.650	91.665
			GER		2	2	0	3	2	2	2	4	2	2	2	0	17.7	5.8	9.50	16.015	49.015	
4.	00031330	SCHULDT Christine		2002	1	2	0	3	4	2	4	4	6	4	4	0	16.6		9.50	15.575	41.675	91.400
			GER		6	4	8	6	4	3	4	7	6	8	2	0	14.2	11.2	9.70	14.625	49.725	
5.	00041548	BROUSSE Clea		2004	2	2	2	2	4	3	4	3	2	3	0	0	17.3		9.50	14.895	41.695	90.865
			FRA		4	4	4	6	6	4	4	4	2	6	0	0	15.6	10.0	9.40	14.170	49.170	
6.	00041536	RIOU Zelie		2003	2	2	2	2	4	3	3	2	0	2	0	0	17.8		9.60	14.935	42.335	90.410
			FRA		4	4	4	6	5	6	8	5	4	6	0	0	14.8	10.1	9.00	14.175	48.075	
7.	00033138	ZBINDEN Anja		2004	0	3	2	2	2	2	2	4	1	4	0	0	17.8		9.50	14.780	42.080	89.240
			SUI		6	4	5	4	6	6	4	4	4	6	0	0	15.1	9.4	9.00	13.660	47.160	
8.	00042922	IMLE Vanessa		2004	2	4	0	4	4	2	4	4	4	4	2	0	16.6		9.90	15.550	42.050	88.810
			GER		4	6	6	9	5	6	4	4	4	6	2	0	14.4	8.6	9.10	14.660	46.760	
9.	00033135	BITTERLI Lavinia		2004	2	2	2	4	2	2	3	4	2	4	1	0	17.2		9.50	14.540	41.240	88.540
			SUI		6	4	6	4	4	6	4	4	4	6	2	0	15.0	9.3	9.10	13.900	47.300	
10.	00041623	RENAUDIN Carla		2003	2	4	2	4	4	6	4	6	8	8	1	0	15.1		9.30	15.765	40.165	87.900
			FRA		5	4	6	8	7	6	6	6	6	6	0	0	14.0	9.4	9.50	14.835	47.735	
11.	00031323	STÖHR Gabriela		2002	3	4	2	4	2	2	4	6	6	4	0	0	16.3		9.40	15.085	40.785	87.360
			GER		4	4	6	8	6	8	5	4	6	8	1	0	14.0	8.6	9.10	14.875	46.575	
12.	00023795	GLASL Fiona		2002	2	2	1	2	4	3	4	4	4	5	4	0	16.5		9.40	15.800	41.700	52.330
			SUI		4	6									0	3.0	2.5	2.00	3.130	10.630		

Generated by [sporttech.io](http://sporttech.io) official scoring system at **Mar 10, 2018 10:35:52 AM**. Live results at [www.sporttech.io/explore](http://www.sporttech.io/explore).



Juniorenlaenderkampf SUI-GER-FRA *Event subtitle*  
 Individual trampoline – Junior Girls – Final

			S1	S2	S3	S4	S5	S6	S7	S8	S9	S10	L	A	E	D	H	Time	Total	Score	
1.	MUSSMANN Emily	 SUI	2002	4	4	6	4	3	2	3	4	4	4	0	0	16.2	10.4	9.30	15.260	51.160	51.160
2.	BROUSSE Clea	 FRA	2004	4	4	4	6	5	4	4	4	2	6	0	0	15.7	10.0	9.60	14.595	49.895	49.895
3.	RIOU Zelie	 FRA	2003	4	4	4	6	4	6	4	4	4	4	2	0	15.4	10.1	9.00	14.470	48.970	48.970
4.	BITTERLI Lavinia	 SUI	2004	6	3	4	5	4	5	3	4	4	6	2	0	15.4	9.3	9.20	14.110	48.010	48.010
5.	IMLE Vanessa	 GER	2004	4	6	6	6	4	4	4	4	4	6	0	0	15.2	8.6	9.30	14.575	47.675	47.675
6.	STÖHR Gabriela	 GER	2002	2	4	4	6	6	6	4	4	6	6	0	0	15.2	8.6	8.90	14.885	47.585	47.585
7.	BAUMANN Isabel	 GER	2001	2	2	0	2	2	2	3	4	4	4	2	0	17.3	5.8	8.60	15.795	47.495	47.495
8.	SCHULDT Christine	 GER	2002	6	4	8	6	4	3	4	8	8	7	1	0	14.1	8.9	9.20	14.585	46.785	46.785
9.	RENAUDIN Carla	 FRA	2003	5	4	5	8	8	6	7	9	7	4	0	0	13.7	7.7	8.90	14.880	45.180	45.180
10.	GLASL Fiona	 SUI	2002	2	2	1	2							0	7.3	1.5	3.50	6.560	18.860	18.860	
11.	ZBINDEN Anja	 SUI	2004	6	4	6								0	4.4	3.4	2.50	4.285	14.585	14.585	
12.	BEYROUTI Jade	 FRA	2002	6	5									0	2.9	2.7	1.80	3.160	10.560	10.560	

Generated by [sporttech.io](http://sporttech.io) official scoring system at **Mar 10, 2018 10:18:37 AM**. Live results at [www.sporttech.io/explore](http://www.sporttech.io/explore).















Juniorenlaenderkampf SUI-GER-FRA *Event subtitle*  
 Individual trampoline – Junior Boys – Qualification

					S1	S2	S3	S4	S5	S6	S7	S8	S9	S10	L	A	E	D	H	Time	Total	Score	
1.	00024996	RIOU	Florestan	 FRA	2001	0	2	2	2	4	2	2	2	2	2	0	0	18.0		9.30	17.920	45.220	103.010
						4	4	4	4	4	2	4	4	4	0	0	16.2	14.6	9.80	17.190	57.790		
2.	00033148	BRUHIN	Loan	 SUI	2001	1	2	0	4	2	4	2	2	2	4	0	0	17.7		9.10	17.170	43.970	98.945
						4	4	4	3	5	2	4	4	3	4	4	0	15.9	13.6	9.60	15.875	54.975	
3.	00031331	RÖSLER	Manuel	 GER	2002	0	0	0	2	3	2	2	3	0	2	2	0	18.4		9.50	16.770	44.670	97.475
						4	6	4	4	6	6	6	6	6	4	0	14.2	13.3	9.40	15.905	52.805		
4.	00042272	LAUXTERMANN	Caio	 GER	2003	0	2	2	2	5	4	5	3	3	4	0	0	17.0		9.30	16.785	43.085	96.145
						4	6	6	4	6	4	4	6	5	8	2	0	14.5	13.1	9.40	16.060	53.060	
5.	00036233	BUBNER	Jacob	 GER	2001	1	2	2	1	2	2	4	4	2	2	2	0	17.6		9.60	15.995	43.195	92.920
						5	5	6	4	4	6	5	5	6	7	2	0	14.5	11.0	8.80	15.425	49.725	
6.	00036116	WALDNER	Luc	 SUI	2002	2	4	3	4	4	5	4	6	4	4	2	0	15.8		9.20	16.520	41.520	92.635
						6	4	6	7	8	5	6	4	6	6	4	0	13.8	12.3	9.60	15.415	51.115	
7.	00034705	BUDDE	Max Otto Jörn	 GER	2002	0	2	0	3	4	2	4	4	4	2	2	0	17.3		9.50	16.395	43.195	89.910
						4	6	6	6	6	4	6	6	8		0	12.8	11.7	8.20	14.015	46.715		
8.	00041551	MAXIMILIEN	Tom	 FRA	2001	2	2	2	1	3	4	2	2	4	4	1	0	17.3		9.60	16.405	43.305	89.300
						4	2	4	6	4	6	6	6	6		0	13.6	10.2	7.90	14.295	45.995		
9.	00034692	REMY	Victor	 FRA	2003	4	2	2	2	4	2	4	4	0	2	0	0	17.4		9.00	14.880	41.280	89.285
						6	4	6	5	6	6	6	8	8	4	1	0	14.0	10.8	8.90	14.305	48.005	
10.	00041791	CORTHÉSY	Robin	 SUI	2005	2	4	4	4	4	6	3	3	4	4	2	0	16.0		9.50	14.085	39.585	85.065
						6	6	6	8	6	6	6	4	6	9	2	0	13.5	9.1	9.10	13.780	45.480	
11.	00036593	WYSS	Noa	 SUI	2004	4	4	4	4	4	4	4	4	4	4	0	0	16.0		8.70	16.250	40.950	56.705
						6	5	8								0	4.1	3.6	2.50	5.555	15.755		
12.	00037277	HOERNER	Emile	 FRA	2002	3	1	2	2	3	2	2	2	2	3	0	0	17.8		9.50	15.640	42.940	53.895
						4	7									0	2.9	3.1	1.70	3.255	10.955		

Generated by [sporttech.io](http://sporttech.io) official scoring system at Mar 10, 2018 12:07:02 PM. Live results at [www.sporttech.io/explore](http://www.sporttech.io/explore).















Juniorenlaenderkampf SUI-GER-FRA *Event subtitle*  
 Individual trampoline – Junior Boys – Final

					S1	S2	S3	S4	S5	S6	S7	S8	S9	S10	L	A	E	D	H	Time	Total	Score	
1.	RIOU	Florestan	 FRA	2001	2	4	4	6	5	4	4	4	4	4	0	0	15.9	14.6	9.50	16.985	56.985	56.985	
2.	RÖSLER	Manuel	 GER	2002	4	4	4	4	4	6	4	4	4	7	3	0	15.2	13.3	9.40	16.055	53.955	53.955	
3.	LAUXTERMANN	Caio	 GER	2003	4	6	6	4	6	6	4	6	4	6	2	0	14.6	13.3	8.90	15.935	52.735	52.735	
4.	BUDDE	Max Otto Jörn	 GER	2002	4	5	6	4	6	4	6	5	6	8	2	0	14.4	13.1	9.30	15.670	52.470	52.470	
5.	MAXIMILIEN	Tom	 FRA	2001	5	2	4	6	4	6	6	6	6	6	0	0	14.9	12.1	9.00	15.845	51.845	51.845	
6.	BUBNER	Jacob	 GER	2001	6	4	6	5	4	6	4	6	4	8	0	0	14.7	11.5	9.10	15.425	50.725	50.725	
7.	REMY	Victor	 FRA	2003	6	2	6	4	6	6	6	7	7	6	0	0	14.4	11.5	9.20	14.420	49.520	49.520	
8.	WYSS	Noa	 SUI	2004	8	7	6	4	5	8	6	6	6	6	0	0	13.8	10.6	8.60	15.380	48.380	48.380	
9.	CORTHÉSY	Robin	 SUI	2005	6	6	6	7	5	6	6	4	5	10	0	0	13.9	9.1	9.50	13.925	46.425	46.425	
10.	WALDNER	Luc	 SUI	2002	4	4	6	8	8	4	6						0	10.0	8.6	6.50	11.170	36.270	36.270
11.	BRUHIN	Loan	 SUI	2001	5	5											0	3.0	2.8	1.80	3.455	11.055	11.055
12.	HOERNER	Emile	 FRA	2002	6												0	1.4	1.7	0.80	1.610	5.510	5.510

Generated by [sporttech.io](http://sporttech.io) official scoring system at Mar 10, 2018 12:01:09 PM. Live results at [www.sporttech.io/explore](http://www.sporttech.io/explore).



Juniorenlaenderkampf SUI-GER-FRA *Event subtitle*  
Synchronised trampoline — Synchro Junior Girls — Qualification

				S1	S2	S3	S4	S5	S6	S7	S8	S9	S10	L	A	E	D	H	Synchro	Total	Score	
1.	RIOU BROUSSE	Zelie Clea	 FRA	2003	1.0	1.0	1.0	2.0	2.0	1.5	2.0	1.5	1.0	2.0	0.5	0	8.45		9.40	17.54	35.390	78.670
				2004	1.0	3.0	2.5	2.5	2.5	2.0	2.5	2.5	2.5	3.5	1.0	0	7.45	8.7	9.25	17.88	43.280	
			 FRA																			
2.	BAUMANN SCHULDT	Isabel Christine	 GER	2001	0.5	1.0	0	1.0	1.5	1.0	1.5	2.0	1.5	1.5	0	0	8.85		9.80	16.62	35.270	77.630
				2002	0.5	1.0	0.5	1.0	1.0	1.0	1.5	2.5	1.0	1.0	1.0	1.0	0	8.80	5.8	9.80	17.96	42.360
			 GER																			
3.	IMLE STÖHR	Vanessa Gabriela	 GER	2004	1.0	2.0	0.5	1.5	1.5	1.0	2.0	2.5	2.0	2.0	0	0	8.40		9.95	16.08	34.430	77.080
				2002	2.0	1.5	2.5	2.5	2.5	2.0	2.0	2.0	2.5	3.0	0	0	7.75	8.0	9.40	17.50	42.650	
			 GER																			
4.	MUSSMANN GLASL	Emily Fiona	 SUI	2002	0.5	1.0	1.5	2.0	1.5	2.0	2.0	2.0	0.5	2.5	0.5	0	8.40		9.60	18.94	36.940	66.390
				2002	1.0	1.0	1.5	1.5	1.5	2.0	3.0						0	5.85	4.2	6.40	13.00	29.450
			 SUI																			
5.	BEYROUTI RENAUDIN	Jade Carla	 FRA	2002	0.5	1.5	1.0	2.0	1.0	2.0	1.5	2.0	1.5	2.0	1.0	0	8.40		9.35	17.74	35.490	39.900
				2003	2.5												0	0.75	1.3	1.00	1.36	4.410
			 FRA																			
6.	BITTERLI ZBINDEN	Lavinia Anja	 SUI	2004	0.5	1.5	1.5	1.5	1.5	1.0	2.0					0	6.05		6.55	13.04	25.640	25.640
				2004																		
			 SUI																			

Generated by [sporttech.io](http://sporttech.io) official scoring system at **Mar 10, 2018 4:00:23 PM**. Live results at [www.sporttech.io/explore](http://www.sporttech.io/explore).



Juniorenlaenderkampf SUI-GER-FRA *Event subtitle*  
Synchronised trampoline — Synchro Junior Girls — Final

					S1	S2	S3	S4	S5	S6	S7	S8	S9	S10	L	A	E	D	H	Synchro	Total	Score
1.	BAUMANN SCHULDT	Isabel Christine	 GER  GER	2001 2002	0.5	1.0	0	1.0	1.5	1.0	1.5	2.0	1.0	2.0	1.0	0	8.75	5.8	9.90	18.56	43.010	43.010
2.	RIOU BROUSSE	Zelie Clea	 FRA  FRA	2003 2004	1.5	3.0	3.0	3.0	2.0	2.5	2.0	2.5	2.0	2.0	0	0	7.65	8.7	8.95	17.26	42.560	42.560
3.	MUSSMANN GLASL	Emily Fiona	 SUI  SUI	2002 2002	1.0	1.5	1.0	2.0	1.0	1.5	2.5	3.0	1.0	2.0	1.5	0	8.20	5.7	9.10	17.88	40.880	40.880
4.	IMLE STÖHR	Vanessa Gabriela	 GER  GER	2004 2002	2.0	1.0	2.0	3.0	2.0	2.0	2.5	2.5	3.5	3.5	0.5	0	7.55	8.0	9.15	16.30	-0.2 → 40.800	40.800
5.	BEYROUTI RENAUDIN	Jade Carla	 FRA  FRA	2002 2003	1.5	2.5	2.5									0	2.35	3.4	2.85	3.96	12.560	12.560

Generated by [sporttech.io](http://sporttech.io) official scoring system at Mar 8, 2018 4:52:14 PM. Live results at [www.sporttech.io/explore](http://www.sporttech.io/explore).









Juniorenlaenderkampf SUI-GER-FRA *Event subtitle*  
 Synchronised trampoline — Synchro Junior Boys — Qualification

					S1	S2	S3	S4	S5	S6	S7	S8	S9	S10	L	A	E	D	H	Synchro	Total	Score
1.	REMY HOERNER	Victor		2003	2.0	1.5	1.0	1.0	2.5	2.0	2.0	2.0	1.0	2.0	0	0	8.30		9.00	18.84	36.140	81.420
		Emile		2002	3.5	2.0	3.0	2.0	2.5	3.5	3.5	2.5	2.0	2.0	0.5	0	7.30	10.8	9.30	17.88	45.280	
2.	RIOU MAXIMILIEN	Florestan		2001	0.5	1.5	2.0	1.5	2.0	2.0	1.5	1.5	2.0	2.0	1.5	0	8.20		9.50	17.64	35.340	80.610
		Tom		2001	2.0	2.5	2.5	2.5	2.5	3.0	3.0	1.5	2.0	3.0	0	0	7.55	11.9	9.10	16.72	45.270	
3.	BUBNER LAUXTERMANN	Jacob		2001	1.0	1.0	1.0	1.5	1.0	1.0	2.5	3.0	1.5	1.5	0.5	0	8.45		9.65	17.82	35.920	79.620
		Caio		2003	0.5	1.0	1.5	2.0	2.0	1.5	2.0	2.5	2.0	3.0	1.0	0	8.10	7.8	9.70	18.10	43.700	
4.	BRUHIN WALDNER	Loan		2001	1.0	2.0	1.5	1.5	2.0	2.0	2.0	1.5	1.5	1.5	1.0	0	8.25		9.35	16.44	34.040	76.770
		Luc		2002	0.5	1.5	1.0	2.5	2.0	2.0	1.5	2.0	2.5	2.0	0	0	8.25	7.9	9.50	17.08	42.730	
5.	CORTHÉSY WYSS	Robin		2005	0.5	3.0	2.5	3.0	3.0	3.0	2.0	2.0	3.5	3.0	1.0	0	7.35		9.45	18.14	34.940	74.180
		Noa		2004	1.5	3.0	4.0	3.0	3.0	3.5	2.0	2.5	3.0	3.0	1.0	0	7.05	6.4	9.45	16.34	39.240	
6.	BUDDE RÖSLER	Max Otto		2002	0.5	0.5	0	1.0	1.5	1.0	1.5	1.5	1.0	1.5	0.5	0	8.95		9.80	18.30	37.050	46.940
		Jörn Manuel		2002	2.5	2.5										0	1.50	2.9	1.85	3.64	9.890	

Generated by [sporttech.io](http://sporttech.io) official scoring system at Mar 10, 2018 4:08:28 PM. Live results at [www.sporttech.io/explore](http://www.sporttech.io/explore).



Juniorenlaenderkampf SUI-GER-FRA *Event subtitle*  
 Synchronised trampoline — Synchro Junior Boys — Final

					S1	S2	S3	S4	S5	S6	S7	S8	S9	S10	L	A	E	D	H	Synchro	Total	Score
1.	RIOU MAXIMILIEN	Florestan Tom	 FRA 2001	2001	2.0	2.5	3.0	2.0	2.5	2.5	2.5	1.5	1.5	3.0	0.5	0	7.65	11.2	9.45	16.96	45.260	45.260
2.	REMY HOERNER	Victor Emile	 FRA 2002	2003	3.5	1.5	2.5	2.5	2.5	3.0	2.0	2.0	2.0	2.5	0.5	0	7.55	10.8	8.90	17.96	45.210	45.210
3.	BUBNER LAUXTERMANN	Jacob Caio	 GER 2003	2001	0.5	0.5	1.5	1.0	1.5	1.5	2.0	2.5	2.0	2.5	1.0	0	8.35	7.8	9.75	17.98	43.880	43.880
4.	BRUHIN WALDNER	Loan Luc	 SUI 2002	2001	0	1.5	1.5	1.5	1.5	2.5	2.5	2.5	2.5	2.5	0.5	0	8.10	7.9	9.55	17.82	43.370	43.370
5.	CORTHÉSY WYSS	Robin Noa	 SUI 2004	2005	1.5	2.0	2.5	3.0	2.5	2.5	2.5	2.0	2.5	2.5	0	0	7.65	6.4	9.65	18.12	41.820	41.820
6.	BUDDE RÖSLER	Max Otto Jörn Manuel	 GER 2002	2002	2.5	2.5										0	1.50	2.9	1.85	3.38	9.630	9.630

Generated by [sporttech.io](http://sporttech.io) official scoring system at Mar 8, 2018 4:31:49 PM. Live results at [www.sporttech.io/explore](http://www.sporttech.io/explore).